

CRIME PREVENTION



RESIDENTIAL & BUSINESS



**MAKE
CRIME PREVENTION
YOUR INTENTION !**



@TPS51DIV



@TPS51DIV



@TPS51DIV



www.TorontoPolice.on.ca

Emergency Dial: 911 / Non-Emergency Dial: (416)808-2222 / Toronto Police Online Reporting: www.torontopolice.on.ca/core



**MAKE
CRIME PREVENTION YOUR
INTENTION !**

Table Of Contents

- Residential Crime Prevention
- 10 Crime Prevention Principals
- Window & Door Security
- Know Your Neighbours
- Recognize Suspicious Activity
- (CPTED) Crime Prevention Through Environmental Design
- Crime Prevention Resources & Social Media
- Business Premise Crime Prevention
- Clear Zone Initiative
- Crime Stoppers
- Citizen Online Report Entry
- Toronto Police Community Police Academy



RESIDENTIAL CRIME PREVENTION



**MAKE
CRIME PREVENTION
YOUR INTENTION !**



Business Crime Prevention



**MAKE
CRIME PREVENTION YOUR
INTENTION !**

Residential Crime Prevention

- Break & enter is one of the most common and significant property offences in Canada
- Most frequently stolen items were audio/video equipment, jewellery and money
- Victims of residential break & enters are more likely than victims of any other crime to report their incident to the police, because they feel a duty to notify the police, but also express a wish for the offender(s) to be caught.



WHAT CAN YOU DO ?



**MAKE
CRIME PREVENTION
YOUR INTENTION !**



**MAKE
CRIME PREVENTION YOUR
INTENTION !**

10 Crime Prevention Principals

- These principles can assist you in reducing the opportunity for crime to occur at your home, your place of work or your business.
- They can be considered for development and implementation by individuals, communities, partners or businesses and act as a check-list to see what steps you may be able to take for your own particular circumstances.
- It's not a case of having to use all of the 10 Principles at once, you may find using just one of them could help you or it may be a combination of several of them.
- When you are looking at using the principles of crime prevention to improve security around your home or business, the best way to approach it is to look at your home or premises as if you were the offender.
- Identify the weak spots, vulnerable areas and concealment points and prioritise the areas for improvement. Contact our divisional Crime Prevention Officers before you undertake any improvements and they will work with you to ensure that you are taking the best approach possible for your respective circumstances.



Business Crime Prevention



**MAKE
CRIME PREVENTION YOUR
INTENTION !**

1. Target Hardening

This basically refers to making something harder for an offender to access and making it more resistant to approaches made by offenders.

This could be:

- Upgrading the locks on your doors or windows
- Replacing doors or windows if they are particularly weak or the frames are in a poor state of repair
- Securing doors or windows preventing ability to open
- Ensuring that sheds or outside buildings are secure



MAKE
CRIME PREVENTION YOUR
INTENTION !

TARGET HARDENING TIPS


Use a **heavy-duty** deadbolt on your front door



Keep a **light on** with a timer, even when nobody is home



Keep your car **locked** even in the garage




Double – check that doors and windows are locked prior to leaving the house

Open windows should be no more than **four inches** to prevent intrusion



Exterior lighting is very important around the home exterior and backyard area



Store your **valuables** some place safe before you leave the house for any reason



If someone breaks into your home, **do not** engage **call 911**



**MAKE
CRIME PREVENTION YOUR
INTENTION !**

2. Target Removal

This principle can be cost free in most cases and is all about ensuring that a potential target for an offender is out of view, so as not to attract their attention in the first place. **This could be:**

- Not leaving items in an unoccupied vehicle
- Putting your vehicle in the garage if you have one
- Ensuring that you don't leave attractive items in view through your kitchen window – i.e. laptops, phones, keys, bags
- Not leaving valuable objects such as games consoles, iPads, collectables or antiques in full view through windows



Residential Crime Prevention



MAKE
CRIME PREVENTION YOUR
INTENTION !

3. Removing The Means To Commit Crime

As with Target Removal, this principle can also be relatively cost free and relates to ensuring that items are not accessible to offenders that may help them commit an offence. **This could be:**

- Not leaving garden tools out once you have finished with them
- Ensuring that ladders are not left in an accessible position
- Keeping wheel barrels out of reach from an offender, as they may be a climbing aid or used to transport items away from a scene
- Making sure that bricks or rubble are cleared up (used to break windows)



Residential Crime Prevention



MAKE
CRIME PREVENTION YOUR
INTENTION !

4. Reducing The Pay-Off

An offender will want to maximise the amount gained from taking the risk of committing an offence and there are ways to reduce their potential pay-off. **This could be:**

- Security marking your property
- The use of a safe to secure valuable or sentimental items
- Using non functional display units in shop windows
- Ensuring that you don't leave vehicle keys in an obvious place



Residential Crime Prevention



MAKE
CRIME PREVENTION YOUR
INTENTION !

5. Access Control

As the principle suggests, this is simply looking at measures that will control access to a location, a person or an objective. **This could be:**

- Locking your doors and windows and removing the keys from the lock once you have done it
- Making sure that car doors are locked and that sunroofs and windows are shut
- Ensuring that fencing, hedges, walls and other boundary treatments are in a good state of repair and provide no unintentional access points
- Putting a security system in place at a commercial site – i.e. entrance/exit barriers, a security guard, ID Card systems



Residential Crime Prevention



MAKE
CRIME PREVENTION YOUR
INTENTION !

6. Surveillance

Offenders obviously do not want to be seen and look for concealment opportunities to assist them commit their crimes. Improving surveillance around homes, businesses or public places is very important. **This could be:**

- Not having an 8ft high hedge in front of your home that simply provides a barrier for an offender to work unseen behind
- Adding CCTV to a commercial site, home or public place
- Establishing a Neighbourhood Watch on your street
- Encouraging neighbours or employees to be more alert in their day to day business – i.e. while walking the dog or taking their lunch break around places of work



Residential Crime Prevention



MAKE
CRIME PREVENTION YOUR
INTENTION !

7. Environmental Change

Offenders like familiarity with an area, they like knowing routes in and out of an area and knowing that they can leave with ease if required. Environments should also not look like they have been forgotten about and that no one cares. **This could be:**

- Working with the police and local authority to close a footpath
- Ensuring that graffiti and domestic/commercial waste is cleared up
- Reporting issues with illegal dumping or broken street lights to the relevant authority
- Organising or taking part in environmental action days



Residential Crime Prevention

MAKE
CRIME PREVENTION YOUR
INTENTION !

8. Rule Setting

Changing our habits may require the setting of rules and informing people of rules may require the positioning of signage in appropriate locations. **This could be:**

- Introduce a new rule in your home that the last person leaving or entering the property should lock the door and remove the keys
- Informing visitors to commercial sites that they must report to reception on arrival
- Making sure employees wear ID cards at all times
- Informing users that a particular site is closed between certain times and should not be accessed between them



Residential Crime Prevention



MAKE
CRIME PREVENTION YOUR
INTENTION !

9. Rule Setting

As previously mentioned, offenders do not want to be seen and they look for concealment points around the site where they are looking to commit an offence. There are ways that we can increase the chances of an offender being seen. **This could be:**

- Making sure that security lighting is in place and in **working order**
- The use of good quality CCTV, especially on commercial sites and around public places in working order
- Reducing the height of hedges to the front of properties and making sure overgrown shrubbery doesn't provide concealment points
- Improving boundary protection or upgrading security to delay an offender, meaning they would have to spend more time in/at a location



Residential Crime Prevention



**MAKE
CRIME PREVENTION YOUR
INTENTION !**

10. Deflecting Offenders

Detering an offender or deflecting their intentions can be done in a number of ways. Some approaches will be done in partnership with specific agencies/organisations. Others can be done around the home.

This could be:

- The use of timer switches to make our homes look occupied if vacant after the hours of darkness
- Running youth diversionary programs with partner agencies
- Referring offenders to drug rehabilitation programs
- Taking every opportunity to implement crime prevention measures around homes and businesses



Residential Crime Prevention



MAKE
CRIME PREVENTION YOUR
INTENTION !

Understanding Deadbolt Locks

If you're shopping for a new deadbolt lock for your door, you may think all locks are created equally and just go for the one that matches your house. After all, curb appeal is important, right?

Well, so is home security, and there **are differences from one lock to the next**. Let's break it down a bit so you can see how deadbolts work and how thieves defeat them.

This will help you make a smart choice when it's time to install a new lock.

*Consult with a security professional or contact your divisional Crime Prevention Unit for assistance



Residential Crime Prevention



MAKE
CRIME PREVENTION YOUR
INTENTION !

Understanding Deadbolt Locks (Continued)

If you're wondering how a burglar might pick or destroy your lock to break in, here are some of the methods you need to be aware of. Knowing how they might attack your deadbolt will help you make a better choice when you're in the home improvement store looking to purchase door hardware.

Sawing -- Bolts made from brass or other soft metals can be sawn off with a hacksaw blade. Choose a lock with a **steel bolt** or with a **hardened steel insert**.

Jimmying -- This is when a thief inserts a pry bar between the door and the frame near the extended bolt. They wiggle it back and forth until the bolt is freed from the strike plate. Choose a **longer bolt to make your lock harder to "jimmy"**. Also, ensure your deadbolt has at least a 1-inch throw (1 inch of the bolt extends past the edge of the door into the strike plate). (Next Slide explains what a strike plate is)

Lock Picking -- This is probably the least of your worries when choosing a door lock. Lock picking is a tricky skill to learn, there may be professional lock pickers out there, to have your best shot at thwarting them, choose **high-security cylinders** for all your **exterior door locks**.

*Consult with a security professional or contact your divisional Crime Prevention Unit for assistance



MAKE
CRIME PREVENTION YOUR
INTENTION !

Deadbolt & Smart Locks



Pick a smart lock that receives a Very Good rating for its resistance to drilling. This type of lock is nearly impossible to pick, because it's keyless, and it's very resistant to kick-ins.



If you want a door lock with a keypad but **don't want** it to connect to the internet or your smartphone, consider one with a touch Keyless electronic deadbolt. Pick one with an Excellent rating for its resistance **to picking, and proves difficult to drill and kick-in**



Pick a deadbolt lock that rates excellent against drilling, withstands kick-ins very well, and is designed in a way that makes it very difficult to pick.

**Consult with a security professional for more assistance*



Residential Crime Prevention



MAKE
CRIME PREVENTION YOUR
INTENTION !

A Strike Plate Defined

The cause of failure with door entries is more often than not the **short screws** used to attach the strike plate to the door frame. When this is the cause, replacing the strike plate with a reinforced strike plate, which costs as little as \$10, improves the locks' resistance to kicking by magnitudes.

A quality strike plate is made of **heavy duty metal** and attached to a doorjamb. It has a hole or holes to allow for the door's bolt(s).

The doorjamb, or doorpost, is the vertical section of your doorframe that secures the door. Once the door is closed shut, the door's bolt extends into the strike plate hole(s) and keeps it locked tight.

With the right strike plate, **you get to strengthen your door thus protecting it against kick-ins**. You also need to have a strong deadbolt, one that works in harmony with the strike plate, so be sure to check that.



Purchase
At Local
Hardware
Store



**MAKE
CRIME PREVENTION YOUR
INTENTION !**

Improve Door Security

**Door Pried &
Smashed Open**



**Door Frame Was
Damaged/ No Quality
Strike Plate Installed**



**Improper
Strike
Plate on
frame**

**Improper
Screws
Not 2 ½
Inch**

**Quality Strike Plate
Installed**



**Use 2 ½ Inch
Screws into the
door frame for
security**

**Proper Strike
Plate installed
with 2 ½ Inch
Screws**



**MAKE
CRIME PREVENTION YOUR
INTENTION !**

Residential Crime Prevention

2 Solid Core Door
With Dead Bolt
Lock

1 Door
Viewer

14 Install Window
Locks

13 Timer Turns On Lights And Radio
Automatically

3 Keep Ladder Inside
Garage

12 Keep Large Amounts Of
Cash Or Jewellery In
Safe Or Safety Deposit
Box

4 Curtains On Garage
Windows To Prevent
Shopping

11 Outside Lighting Should
Be Adequate To
Illuminate All Points Of
Entry

5 Keep Garage Closed
& Locked

10 Fasten Air Conditioner
Securely

6 Trim Bushes To
Prevent Hiding
Places

8 Dead Bolts On All
Doors

7 Draw Drapes At
Night

9 Don't Hide Keys
Outside





MAKE
CRIME PREVENTION YOUR
INTENTION !

Residential Crime Prevention

Improve Window Security

Here are some methods of adding security to window sets:

- Any window that is not to be used as a fire exit can simply be secured by nailing or screwing it permanently closed or adding security bars.
- Windows can be blocked closed with a piece of wood fit snugly into **the bottom track** to prevent sliding
- Another method of adding security to the glazing (glass area) of a window is to apply a **shatter resistant film** which strengthens the glass area should it be attacked.
- Glass areas can also be covered or even replaced with Lucite (**high impact acrylic sheeting**) which can survive attack without being broken unless very extreme force is used which will usually take too much time and cause too much noise.



MAKE
CRIME PREVENTION YOUR
INTENTION !

Residential Crime Prevention

NEIGHBOURHOOD SAFETY DEPENDS ON NEIGHBOURS

DO YOU KNOW YOUR NEIGHBOURS?

- A healthy and vibrant neighbourhood can be so much more than a collection of houses on the same street within the same area
- A neighbourhood can foster both personal and property related safety, as well as helping to keep children and the elderly safe and healthy

Life is busy and finding time to get to know those around you is not always easy, but taking a few minutes and sharing some basic contact information can greatly improve your safety and security.



Residential Crime Prevention



**MAKE
CRIME PREVENTION YOUR
INTENTION !**

Know Your Neighbours

Do You Know The Names Of At
Least 5 Neighbours?

Would you be able to tell police
the address of the house behind
you, in the event you witnessed a
break and enter ?



Would your back door neighbour
know your address in the event
that your home was broken into?

If you know someone elderly in
your neighbourhood, would you
be able to reach family in the
event of an emergency?



Would your neighbours know
your name and contact
information to give the police if
your children had an
emergency?



**MAKE
CRIME PREVENTION YOUR
INTENTION !**

Residential Crime Prevention

Know Your Neighbour Contact Card

Name: _____

Phone: _____

Address: _____

Name: _____

Phone: _____

Address: _____

Name: _____

Phone: _____

Address: _____

Name: _____

Phone: _____

Address: _____



Name: _____

Phone: _____

Address: _____

Name: _____

Phone: _____

Address: _____

Name: _____

Phone: _____

Address: _____

Name: _____

Phone: _____

Address: _____

***Note: Know Your Neighbour contact cards can be obtained by contacting our divisional Crime Prevention Officers.**



Residential Crime Prevention



MAKE
CRIME PREVENTION YOUR
INTENTION !

Recognize Suspicious Activity

- A stranger asking for a person who does not live at your home
- vehicles driving through area continually or parking on street watching area with no apparent reason.
- People knocking on your door, i.e.: asking to inspect your water heater
- Unfamiliar Cyclist in the area riding around, (checking car doors)
- If you see suspicious activity, "Report It"
- If you see a crime in progress Call 911 (If An Emergency)
- Call Crime Stoppers 1-800-222-TIPS or online www.222tips.com



**MAKE
CRIME PREVENTION YOUR
INTENTION !**

Other Tips

- If you have recently purchased a television, stereo or other household item, do not throw the empty boxes in the alley or out front of your home. (Let's offenders know what you have)
- Never hide keys outside, whether in a bush or in a flower pot. Burglars know where to find "secret" hiding places. It's much better to leave a key with a trusted neighbour
- When you are in the backyard, lock the front door and vice versa.
- When inside, it is a good idea to keep your doors locked.
- Consider keeping your blinds and / or curtains closed at night
- Always lock up ladders and tools. Don't give a burglar the resources to break into your home.
- Window air conditioning units should be bolted to the wall to prevent them from being easily removed from the outside and suspect(s) gaining entry.
- When moving to a new home, hire a reliable locksmith to re-key all exterior doors. If possible, have the locksmith make the key to fit all locks.
- Be cautious about providing any information regarding yourself or your neighbours over the phone or in person.



MAKE
CRIME PREVENTION YOUR
INTENTION !

Residential Crime Prevention

CPTED- Crime Prevention Through Environmental Design

CPTED is an approach to problem solving that considers environmental conditions and the opportunities they offer for crime or other unintended and undesirable behaviours.

CPTED attempts to reduce or eliminate those opportunities by using elements of the environment to:

1. Control Access
2. Provide opportunities to see and be seen
3. Define ownership and encourage the maintenance of territory

Crime decreases if the opportunity to commit the crime is reduced or eliminated. CPTED concepts work by eliminating criminal opportunities in and around your property. This can result in your property being a less appealing target.

Toronto Police Service Divisional Crime Prevention Officers Assist With CPTED Assessments



Residential Crime Prevention



**MAKE
CRIME PREVENTION YOUR
INTENTION !**

Make Sure Your House Looks Occupied

- Always pick up flyers
- Always maintain yard & driveway
- Use timers/memory switches for lighting
- Increase lighting around your premises
- Install motion sensor lights
- Cut bushes and trees, allow good sightlines into property
- Avoid using large wooden fences around the front or side of your property obstructing front door and porch area
- Install security cameras
- Install an alarm system
- Improve security of your windows and doors
- Never ignore a door knock
- Never leave an unlocked car idling in the driveway



**MAKE
CRIME PREVENTION YOUR
INTENTION !**

Limit Opportunities

- Keep the garage closed and locked except when working in the front yard or drive
- When you are in the backyard, lock the front door and vice versa
- When inside, it is a good idea to keep your doors locked
- Keep gates around the home locked except when actively being used
- Put away tables and chairs for the season
- Clear out your garage and lock your tool shed
- Don't store ladders outdoors
- Don't hide" keys outside
- No voice mail advising on vacation or posting on social media while away
- Never hide keys outside, whether in a bush or in a flower pot. Burglars know where to find "secret" hiding places. Leave a key with a trusted neighbour
- Window air conditioning units should be bolted to the wall to prevent them from being easily removed from the outside.



Residential Crime Prevention



**MAKE
CRIME PREVENTION YOUR
INTENTION !**

Planning

- Photograph your valuables (keep stored on a USB stick in a safe place)
- Keep detailed list of all serial numbers for valuable items such as:
Televisions, Radios, Cellphones.
- Teach your children the steps to take if a B&E has occurred, ie. Go to a neighbours house, call police, family or friends to call.
- Mark your property for identification – use unique identifier such as drivers licence (engravers are loaned by crime prevention unit officers)



MAKE
CRIME PREVENTION YOUR
INTENTION !

When A Break And Enter Occurs

- Call 911 and report
- Do not enter the house
- **Do not touch or move anything in the house**
- Officers may take fingerprints if appropriate
- Wait for police to arrive and obtain all particulars
- Advise officers of anything that has been moved or disturbed
- Officer will file a report and you will be provided with a report number that you can follow up with



Contact your local Crime Prevention Officer for a (CPTED) Crime Prevention Through Environmental Design audit.



Residential Crime Prevention

MAKE
CRIME PREVENTION YOUR
INTENTION !

Divisional Crime Prevention Units

- The Toronto Police Service has Crime Prevention Unit officers available in each division as a resource for residents and business owners.
- Contact your divisional Crime Prevention Unit Officer to understand what resources are available.
- Contact information for divisional Crime Prevention Officers can be found on our website at www.torontopolice.on.ca



Residential Crime Prevention



**MAKE
CRIME PREVENTION YOUR
INTENTION !**

Crime Prevention Resources

All police services provide **Crime Prevention Resources**. Ours can be found on the Toronto Police Service website. Resources can also be obtained by contacting divisional Crime Prevention Officers. **Crime Prevention** pamphlets **can be downloaded** from our website or picked up at police divisions throughout the city.

- Auto Crime
- Frauds & Scams Against Seniors
- Bicycle Safety & Theft Prevention
- Business Security & Robbery Prevention
- Senior Safety
- Distraction Theft
- Social Networking Safety
- Crime Prevention Through Environmental Design(CPTED)
- Identity Theft
- Babysitting Safety
- Cyclist Safety Guide
- Break & Enter Prevention
- Personal Safety
- Apartment Security
- Break & Enter Prevention
- Identity Theft
- Babysitting Safety
- Cyclist Safety Guide
- Personal Safety
- Apartment Security
- Home Security
- Transit Safety
- Bullying





MAKE
CRIME PREVENTION YOUR
INTENTION !

Residential Crime Prevention

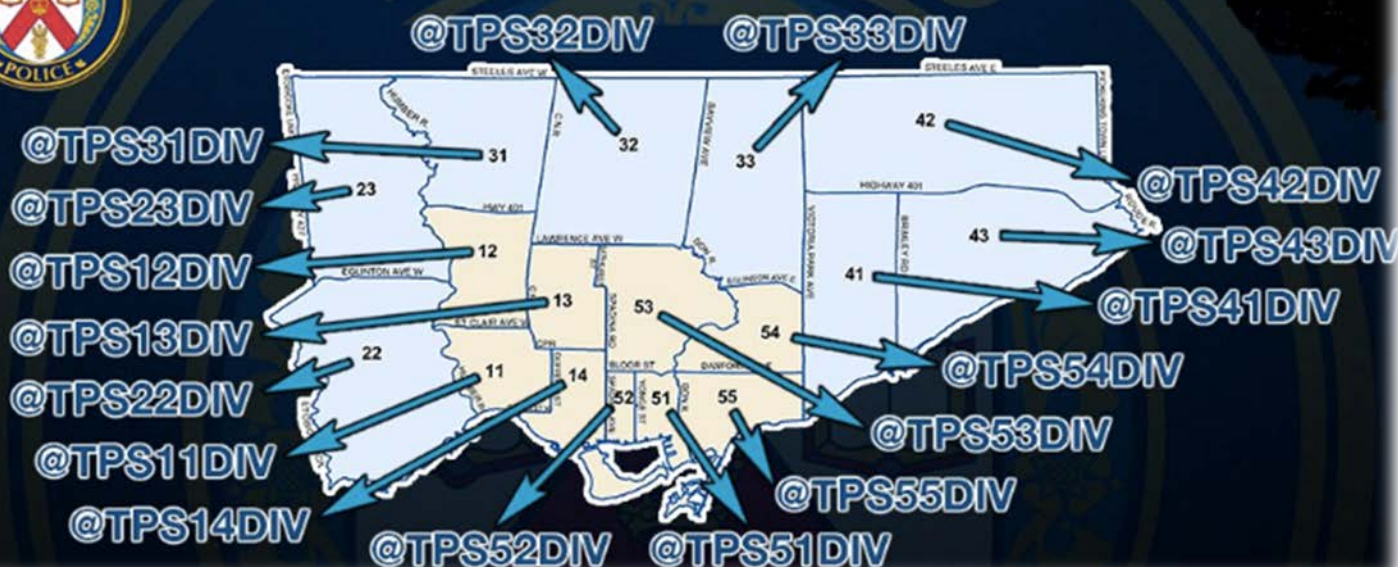
Social Media

The Toronto Police Service continues to leverage the use of technology as we move forward. All Police divisions throughout the city have a presence on social media, including our main Toronto Police Service social media handle **@torontopolice**. Follow your local division for crime bulletins, crime analysis, crime prevention material and much more.



Toronto Police Twitter Accounts

MA
CRIME PREVE
INTEN





Residential Crime Prevention



**MAKE
CRIME PREVENTION YOUR
INTENTION !**

Crime Prevention Tips- Social Media

Our divisional Crime Prevention Officers continuously post Crime Prevention Tips

3 REASONS WHY YOUR BUSINESS NEEDS VIDEO SURVEILLANCE

11 Division Crime Prevention Unit

**01 INCREASE OVERALL
SECURITY & SAFETY**

Security cameras positioned throughout a business help to prevent crimes and break-ins.

02 PREVENT THEFT

Presence of security cameras may assist in preventing employee and external theft

**03 ASSIST POLICE
INVESTIGATIONS**

Security cameras may provide police with an image of a suspect(s)

Emergency Dial: 911 / Non-Emergency Dial: (416)808-2222
Toronto Police Online Reporting: www.torontopolice.on.ca/core

11 Division Crime Prevention Unit

Make Crime
Prevention Your
Intention !

Crime Prevention Tips

Contact our crime prevention unit at 11 Division for a FREE security assessment

Use a heavy-duty deadbolt on your front door

Keep a light on with a timer, even when nobody is home

Keep your car locked even in the garage

Double-check that doors and windows are locked prior to leaving the house

Open windows should be no more than **four inches** to prevent intrusion

Exterior lighting is very important around the home exterior and backyard area

Store your **valuables** some place safe before you leave the house for any reason

If someone breaks into your home, do not **engage** call 911

Emergency Dial: 911 / Non-Emergency Dial: (416)808-2222
Toronto Police Online Reporting: www.torontopolice.on.ca/core

11 DIVISION CRIME PREVENTION TIPS

Make Crime Prevention Your Intention

Reinforce Your Property

Burglars will typically avoid a house that is difficult to gain entry. After assessing your risk, you should have a good idea of what you need to do to increase the security of your home. This may include.

Additional exterior lighting

Updated locks

Optimizing your alarm system

Video monitoring

Reinforced entry points

Removing overgrown brush or other structures to allow proper sight lines

Some dead giveaways that a homeowner is away for an extended period of time are newspapers piled up in the driveway, letters overflowing from the mailbox, porch lights left on all day and an overgrown lawn. A few ways to avoid letting on that no one is home include.

Placing a hold on your mail delivery

Installing timed lighting

Asking a neighbor to routinely check on your property

Scheduling the landscapers to come

Emergency Dial: 911 / Non-Emergency Dial: (416)808-2222
Toronto Police Online Reporting: www.torontopolice.on.ca/core



BUSINESS PREMISES CRIME PREVENTION



**MAKE
CRIME PREVENTION
YOUR INTENTION !**



Business Crime Prevention



**MAKE
CRIME PREVENTION YOUR
INTENTION !**

People Entering Business Premise

- Take time to greet everyone who enters the premises. Acknowledge them and make eye contact (Hi can I help you.)
- Conduct yourself with purpose and confidence
- Always try to be professional and not escalate a confrontational situation
- Where possible valuables (electronic office equipment, money, purses and important documents should be out of sight and locked away.
- As a general rule, the smaller and more valuable an item is, the more attractive it is to a criminal
- Where possible arrange work schedules so that no one is working alone
- Have multiple employees visible from the street whenever possible



MAKE
CRIME PREVENTION YOUR
INTENTION !

Business Crime Prevention

Visibility

- There should be a clear view into the premises, particularly of the customer service area through windows and doors which **should be free** of all obstructions including signs, posters, displays or plants, and advertising
- Keep shelves and displays low and aisles clear to increase visibility
- The front counter area should be located so as to allow a clear view for passing motorists, pedestrians and police patrols
- Regularly clean the front counter area to assist the police in obtaining fingerprints from a clean surface should a crime occur
- Notify the police if suspicious persons hang around your place of business. Be especially alert at **opening and closing times**
- The interior, exterior, front and rear of the business premise should be well illuminated to deter potential robbers from hiding in shadows or poorly lit areas
- Use muted interior back lighting to illuminate the store's interior so intruders can be seen by-passers



Business Crime Prevention



MAKE
CRIME PREVENTION YOUR
INTENTION !

Control Access Within The Business

- Lock side and back doors to the business allowing access to customers only through the main entrance
- Where possible- lock storage rooms to prevent people from hiding inside
- Hide a key inside the storage room if the door cannot be opened from the inside to assist should employees be locked inside the room during a robbery
- Lock doors that allow access to other parts of the premises (eg. basement, upstairs living quarters)

Video Equipment

- If your business is equipped with a video camera ensure **the system is working**. Regularly clean and inspect the video equipment and make sure the recording drive is working. Ensure proper camera alignment of the counter area and or doorway area.



Business Crime Prevention



**MAKE
CRIME PREVENTION YOUR
INTENTION !**

Business Closure Tips

1. Ensure locks, alarms, CCTV Cameras operational
2. Leave lights on inside & out
3. Remove high value items from window view
4. Back up all business documentation
5. Display empty cashdrawer by the window/door
6. Post signage, protected by alarm and cameras
7. Track inventory & update insurance
8. Post emergency contact key holder info inside
9. Check business location if you are closed for a long period of time
10. Get to know business neighbours
11. Report suspicious activity call police
12. Remove High Value items from window view



Toronto Police Business Closure Tips



1.

Ensure locks, alarms and CCTV are operational

Track inventory and update insurance coverage

7.



Leave lights on inside and out

2.



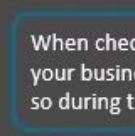
8.

Post emergency contact key holder information inside the store



3.

Remove high-value items from window view



9.

When checking your business, do so during the day

Back up all business documentation

4.




10.

Get to know your business neighbours



5.

Display empty cashdrawer by the window or door



11.

Report suspicious activity call police 416-808-2222



6.

Post signage, Protected by alarm & surveillance cameras



12.

Remove high-value items from window view



MAKE
CRIME PREVENTION YOUR
INTENTION !

Alert, Aware & Visible

- Make sure the interior of your business is visible from the outside and vice versa
- Police and others should be able to see the interior and employees should be able to see the outside for suspicious persons
- Make sure the interior is well-lit and windows **are not** covered by posters or bushes

Cash

- Consider investing in a safe that requires two keys or a code that only management can open.
- If not, find a good inconspicuous place to hide money until you can bring it to the bank – don't hide large bills under the cash drawer
- Keep small amounts in your register and make regular deposits to your safe or the bank



Residential Crime Prevention



MAKE
CRIME PREVENTION YOUR
INTENTION !

Business Opening & Closings

- Always try having two employees at hand when opening and closing
- Two employees should be working at night
- When opening, check to see if things seem to have been disturbed
- Check all rooms, offices and bathrooms before closing to ensure no one is hiding
- Be cautious when taking garbage out at night, have another employee nearby or keeping watch
- Leave the cash register drawer **on the floor by the front door** displaying **no money on hand**



**MAKE
CRIME PREVENTION YOUR
INTENTION !**

During A Crime / Incident

- **Remember your personal safety is most important**
- Remain Calm
- Obey the suspect's commands and do not antagonize them
- Don't be confrontational
- Take note of the weapon. Consider all firearms to be loaded
- Look at the suspect – Try noticing details to aid you in describing them and their mannerisms. Note age, weight, height, clothing, tattoos or scars
- Watch the direction the robbers take - if they use a vehicle, try to note the licence plate number



MAKE
CRIME PREVENTION YOUR
INTENTION !

After A Business Crime

- Call the police immediately! **Dial 911**
- Give your name, telephone number and the address of the hold-up
- Give a description of the suspect(s), direction of travel, and a licence number if a vehicle was used
- Advise whether or not weapons were used
- Protect the crime scene. Keep customers or other employees away from the area of the store where the robbery occurred
- Ask witnesses to wait until the police arrive
- Lock the door until the police arrive
- **Do not touch anything**
- Protect /Save any items used by the suspect - do not handle or let others handle it



MAKE
CRIME PREVENTION YOUR
INTENTION !

Business Crime Prevention

Clear Zone Initiative

The Toronto Police Service has implemented the **Clear Zone Program**. Our Crime Prevention Officers at each division assist business owners with the implementation of the program at no cost.

Clear Zone is designed to reduce the incidents of robberies by increasing knowledge on strategies and increase security among retail businesses.

The Clear Zone program is designed to strip away the offenders' anonymity through strategic placement. It is accomplished by identifying a prominent window that strategically overlooks the cash handling area and ensures that **promotional materials do not obstruct the view** into and out of the store. The stickers remind business owners – **nothing placed within the Clear Zone**

The majority of transactions, including robberies, take place at the sales counter. Removing signs from the window **eliminates the cover** it provides for an offender.

The Clear Zone decals generate conversations between staff and customers, as well as drawing potential witness by getting people both inside and outside of the store paying attention.



**MAKE
CRIME PREVENTION YOUR
INTENTION !**

Operation Clear Zone- Case Study

Numerous Amounts of
Material Covering Window &
View Of Employee At Cash
Register

Does Not Provide A Clear
View Of The Inside Of The
Store In The Event Of A
Robbery

Police Or Witnesses Walking
By May Not See A Crime In
Progress

Does Not Provide Interior View





MAKE
CRIME PREVENTION YOUR
INTENTION !

Clear Zone Successful Implemented In 11 Division

Clear Interior View Of
Store
All Marketing Material
Removed From Windows

Clear View Of Employee
At Register From
Exterior

Clear Zone Stickers
Applied Around
Windows





Business Crime Prevention



MAKE
CRIME PREVENTION YOUR
INTENTION !

General Contact Information

- 9-1-1 Should be used for: Crime in progress, situations in which the safety of people or property are at risk, medical emergencies
- (416) 808-2222 Should be used for non emergency situations
- **416-222-TIPS (8477) - Crime Stoppers** - Report anonymously to police any information regarding a crime by calling (or online at www.222tips.com)
- Visit www.torontopolice.on.ca for more information about the Toronto Police Service



**MAKE
CRIME PREVENTION YOUR
INTENTION !**

Useful Information

- To see crime statistics for your neighbourhood and to sign up for a community alert.
Visit <http://www.torontopolice.on.ca/statistics/>
- To securely register your bicycle online visit
<https://webapp1.torontopolice.on.ca/BicycleRegistry/Submit>
- For more crime prevention information visit
<http://www.torontopolice.on.ca/crimeprevention/>
- To take part in online surveys concerning various policing issues please visit
<http://www.torontopolice.on.ca/surveys/>
- For more information regarding the Toronto Police Service.
<http://www.torontopolice.on.ca/>



MAKE
CRIME PREVENTION YOUR
INTENTION !

Crime Stoppers Toronto



What is Crime Stoppers?

- Crime Stoppers is a civilian, non profit, charitable organization
- Brings together the police services of a community, the media in the fight against crime.

How is the Crime Stoppers program funded?

- Crime Stoppers is a Community Project supported by donations of money, goods or services.
- Contributions from individuals, corporations, clubs, professional associations, retailers.
- All donations to a Crime Stoppers Society are tax deductible.

How does Crime Stoppers work?

- The Crime Stoppers tip line is staffed by trained personnel who process, and pass on tips to investigating officers.
- Callers are given a code number which is used in all subsequent calls and callers do not have to identify themselves, **never testify or attend court.**
- A reward of up to \$2,000 is offered to anyone providing information which leads to an arrest for a crime. Rewards may also be made for information leading to the recovery of stolen property, the seizure of illegal drugs or an arrest on an outstanding warrant.



**MAKE
CRIME PREVENTION YOUR
INTENTION !**

Citizen Online Report Entry

If you are reporting one of the following incidents, you may submit a report online by visiting:
<https://www.torontopolice.on.ca/core/>

- Lost Property Over \$500
- Damage to property Under \$5000
- Damage To Vehicle Under \$5000
- Driving Complaint
- Fraud Under \$5000
- Graffiti
- Immediate Parking Complaint
- Supplemental Report
- Theft From Vehicle Under \$5000
- Theft Of Gas (From Gas Station)
- Theft Under \$5000
- Vulnerable Persons Registry

If Your Incident:

- Requires **IMMEDIATE** police attendance or a lengthy on-scene investigation
- Is related to Domestic Violence
- Involves an Emotional Disturbed Person
- Involves the reporting of Theft of E-Bike
- Is motivated by hate bias
- **Call the Toronto Police at 416-808-2222 and DO NOT submit your report Online**





**MAKE
CRIME PREVENTION YOUR
INTENTION !**

Community Police Academy

The Toronto Police Service recognizes that public expectations of its police service have changed with priority being placed on transparency, accountability, and collaborative, respectful engagements. We want this too and we believe that a **Community Police Academy** can have a positive impact on how the public views the police.

The academy is offered on **Saturdays for nine-weeks** and will teach you all about policing in Toronto. From our rich history, to neighbourhood policing, to crime scene management, to how we investigate violent crimes, the lessons will give you deeper knowledge into how, and why, we do the things we do.

The **Community Police Academy** is free to anyone 16 years of age and older who lives, works, or volunteers in the city of Toronto.

The Toronto Police Service has partnered with Humber College to offer credits upon successful completion of the Community Police Academy. Graduates will be recognized by Chief Mark Saunders and will be eligible for exemption from one course (3 credits) in Humber's Police Foundations Diploma.

Our Academy will be a place where the public can learn about the police, community safety and crime prevention. We want our communities to be informed so they can be empowered to positively impact community safety and well-being.

Please check our website for course availability at www.torontopolice.on.ca



**MAKE
CRIME PREVENTION YOUR
INTENTION !**

THANK YOU



@Tps51Div



@Tps51Div



@TorontoPolice



www.TorontoPolice.on.ca
