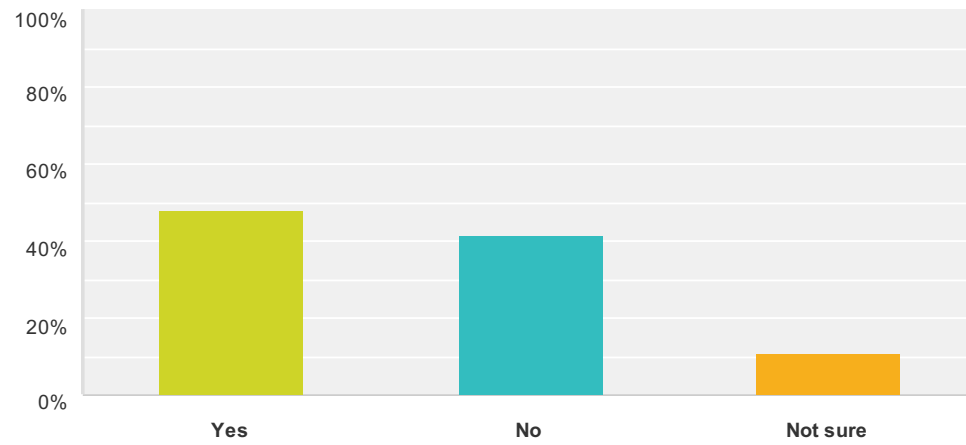


Q1 I am a current member of the Cabbagetown Residents Association (CRA):

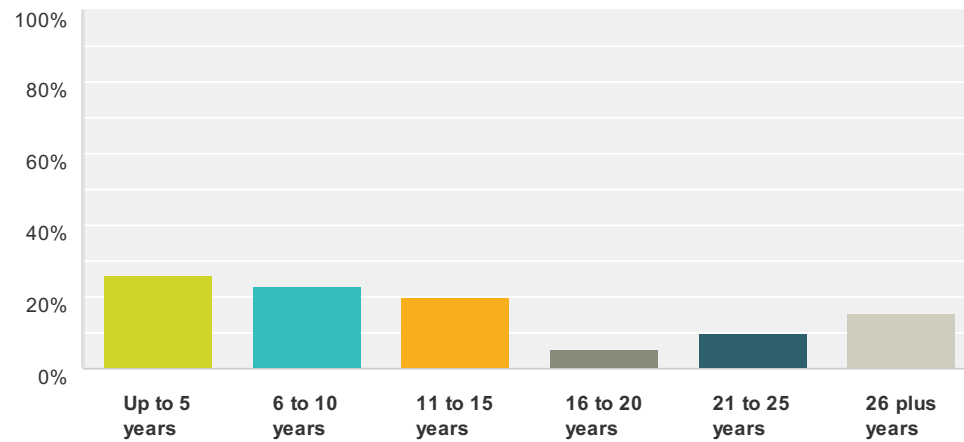
Answered: 197 Skipped: 3



Answer Choices	Responses	
Yes	47.72%	94
No	41.62%	82
Not sure	10.66%	21
Total		197

Q2 I have lived in Cabbagetown for:

Answered: 196 Skipped: 4



Answer Choices	Responses	
Up to 5 years	26.02%	51
6 to 10 years	22.96%	45
11 to 15 years	19.90%	39
16 to 20 years	5.61%	11
21 to 25 years	10.20%	20
26 plus years	15.31%	30
Total		196

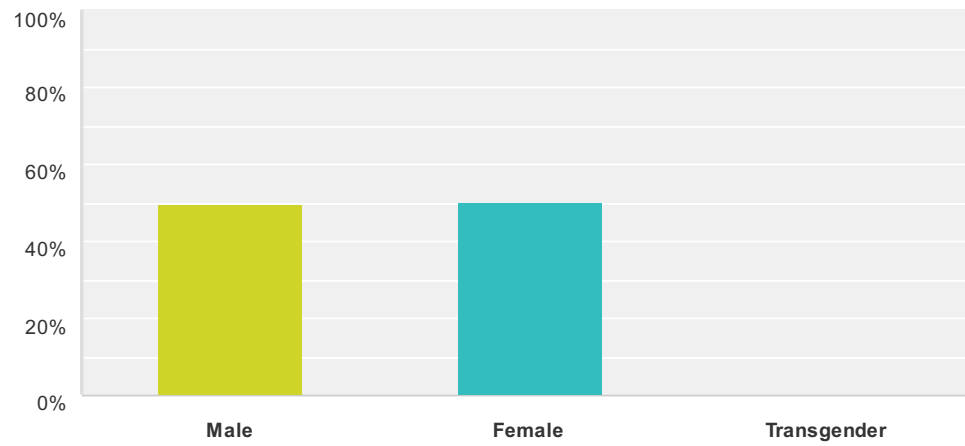
My postal code is:

M4X... 64% of respondents who provided an answer (100)

M5A... 36 % of respondents who provided an answer (56)

Q4 My gender is:

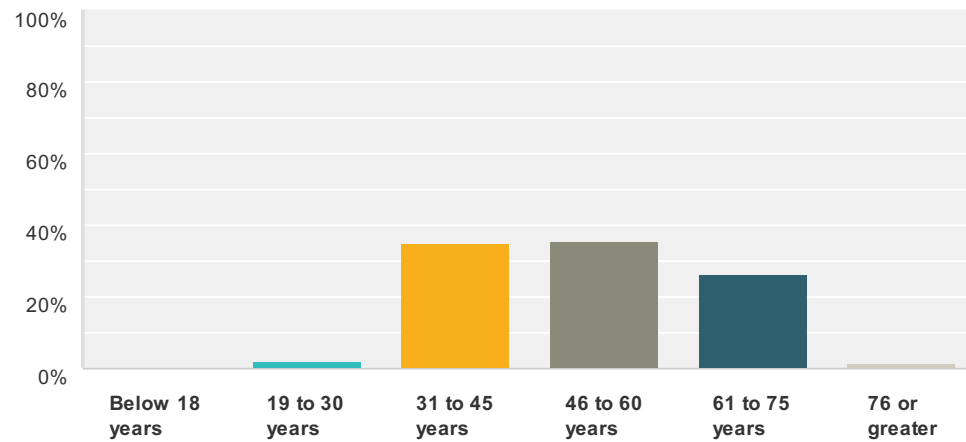
Answered: 197 Skipped: 3



Answer Choices	Responses	
Male	49.75%	98
Female	50.25%	99
Transgender	0.00%	0
Total		197

Q5 My age range is:

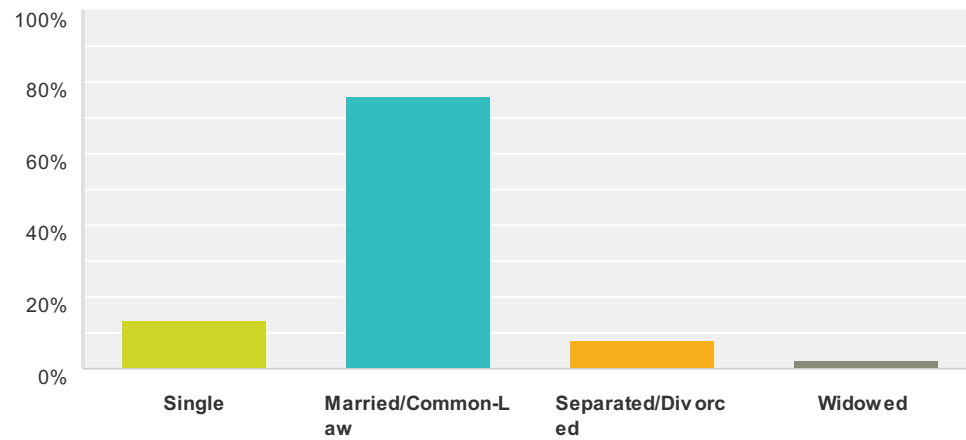
Answered: 198 Skipped: 2



Answer Choices	Responses	
Below 18 years	0.00%	0
19 to 30 years	2.02%	4
31 to 45 years	34.85%	69
46 to 60 years	35.35%	70
61 to 75 years	26.26%	52
76 or greater	1.52%	3
Total		198

Q6 My current life status is:

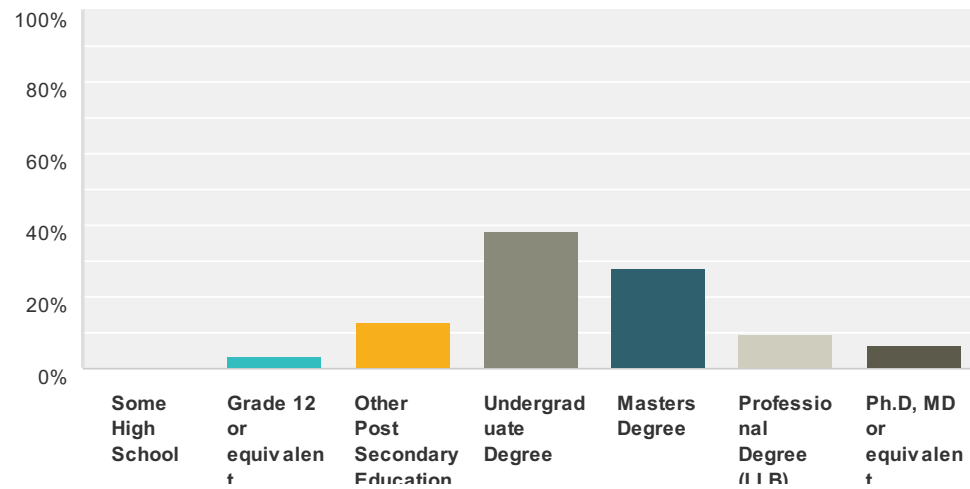
Answered: 194 Skipped: 6



Answer Choices	Responses	
Single	13.40%	26
Married/Common-Law	75.77%	147
Separated/Divorced	8.25%	16
Widowed	2.58%	5
Total		194

Q7 My highest level of education is:

Answered: 197 Skipped: 3



Answer Choices	Responses	
Some High School	0.51%	1
Grade 12 or equivalent	3.55%	7
Other Post Secondary Education	13.20%	26
Undergraduate Degree	38.58%	76
Masters Degree	27.92%	55
Professional Degree (LLB)	9.64%	19
Ph.D, MD or equivalent	6.60%	13
Total		197

Q8 Household income range is:

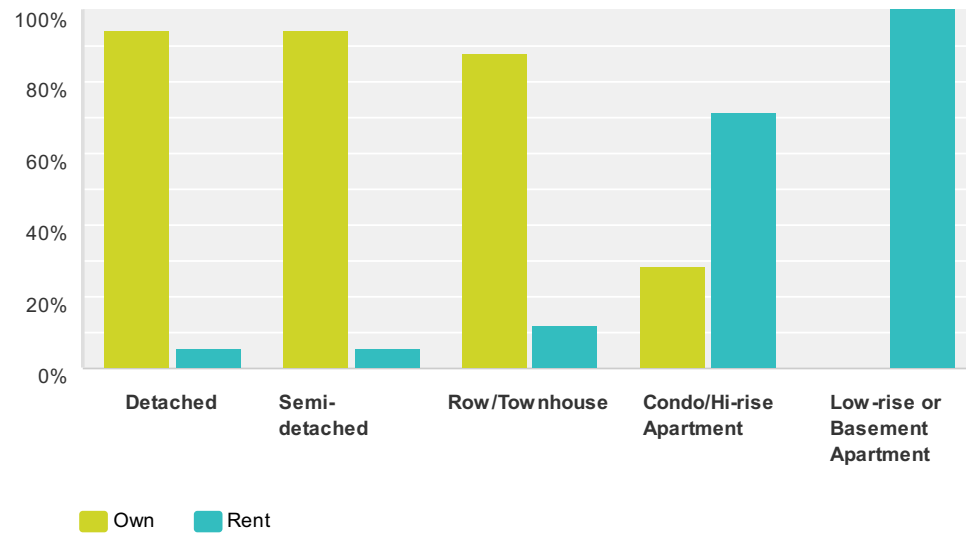
Answered: 197 Skipped: 3



Answer Choices	Responses	
Less than \$50,000	6.60%	13
\$50,000 to \$100,000	15.74%	31
\$100,000 to \$250,000	34.52%	68
\$250,000 plus	18.78%	37
Prefer not to answer	24.37%	48
Total		197

Q9 My home in Cabbagetown is the following:

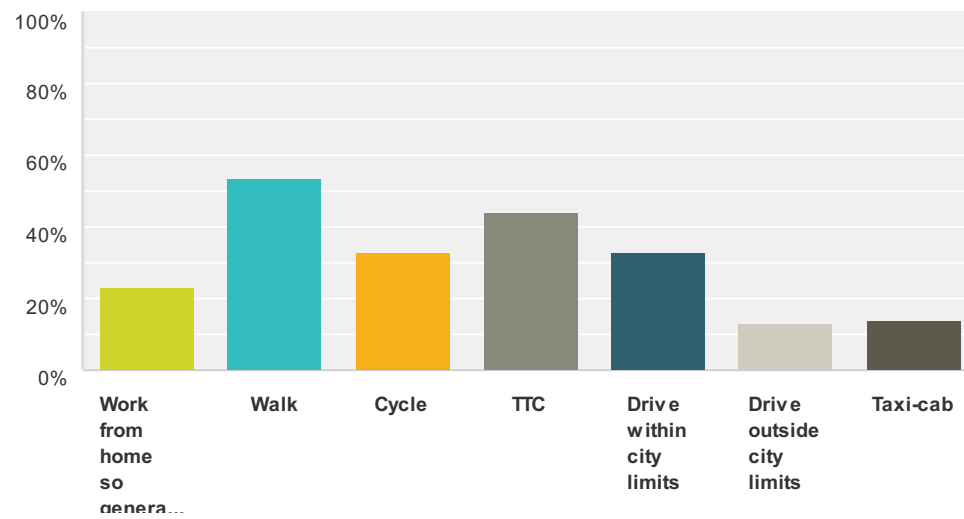
Answered: 195 Skipped: 5



	Own	Rent	Total
Detached	94.74% 18	5.26% 1	19
Semi-detached	94.34% 100	5.66% 6	106
Row/Townhouse	87.93% 51	12.07% 7	58
Condo/Hi-rise Apartment	28.57% 2	71.43% 5	7
Low-rise or Basement Apartment	0.00% 0	100.00% 7	7

Q10 I use the following methods of transportation to travel to work: Select your 3 most common methods.

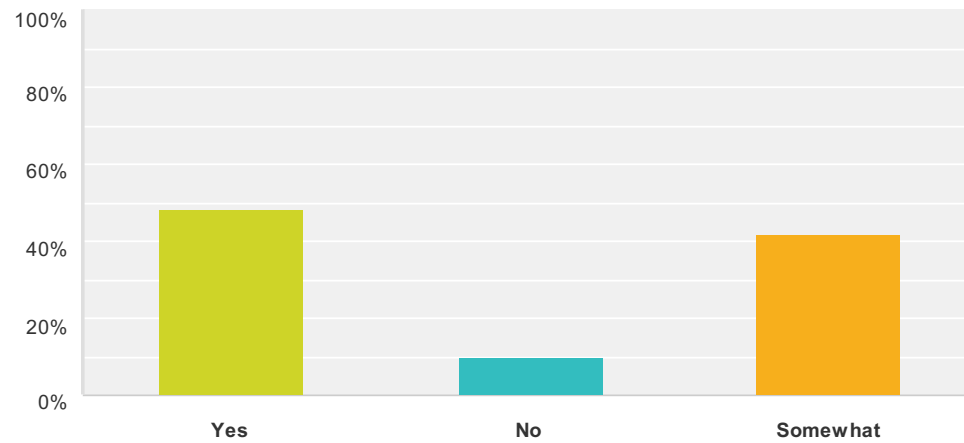
Answered: 185 Skipped: 15



Answer Choices	Responses	
Work from home so generally don't commute	23.24%	43
Walk	53.51%	99
Cycle	32.97%	61
TTC	43.78%	81
Drive within city limits	32.97%	61
Drive outside city limits	12.97%	24
Taxi-cab	14.05%	26
Total Respondents: 185		

Q11 I am aware of the activities supported by the CRA.

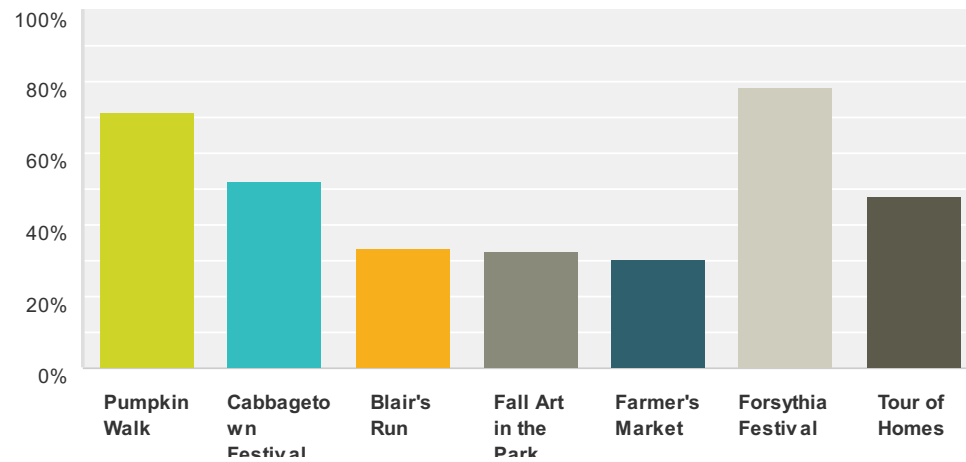
Answered: 193 Skipped: 7



Answer Choices	Responses	
Yes	48.19%	93
No	9.84%	19
Somewhat	41.97%	81
Total		193

Q12 Which events do you think that the CRA is responsible for organising in Cabbagetown? Please select all that apply

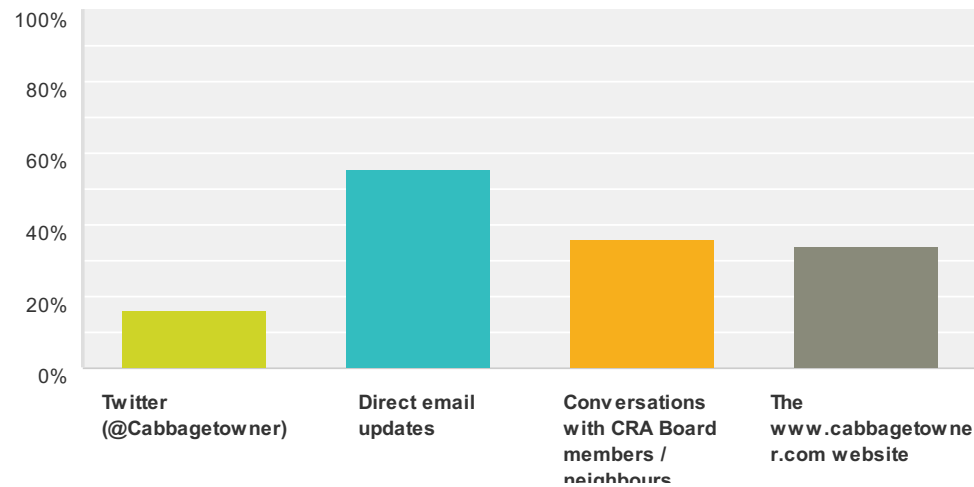
Answered: 181 Skipped: 19



Answer Choices	Responses	
Pumpkin Walk	71.27%	129
Cabbagetown Festival	51.93%	94
Blair's Run	33.70%	61
Fall Art in the Park	32.60%	59
Farmer's Market	30.39%	55
Forsythia Festival	78.45%	142
Tour of Homes	48.07%	87
Total Respondents: 181		

**Q13 I keep up on the activities of the CRA
in the following ways: Please select all that
apply**

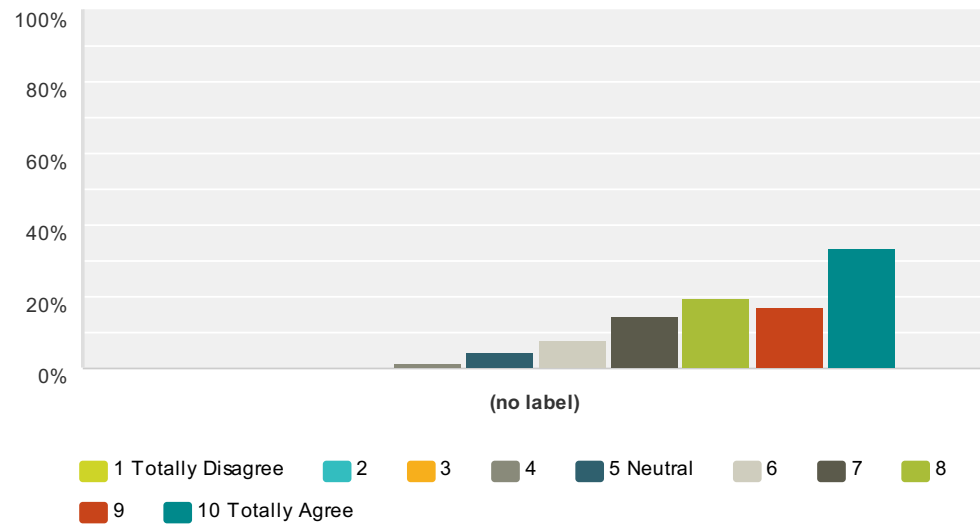
Answered: 152 Skipped: 48



Answer Choices	Responses	
Twitter (@Cabbagetowner)	15.79%	24
Direct email updates	55.26%	84
Conversations with CRA Board members / neighbours	36.18%	55
The www.cabbagetowner.com website	34.21%	52
Total Respondents: 152		

Q14 I believe Cabbagetown is the best Toronto Neighbourhood in which to live.

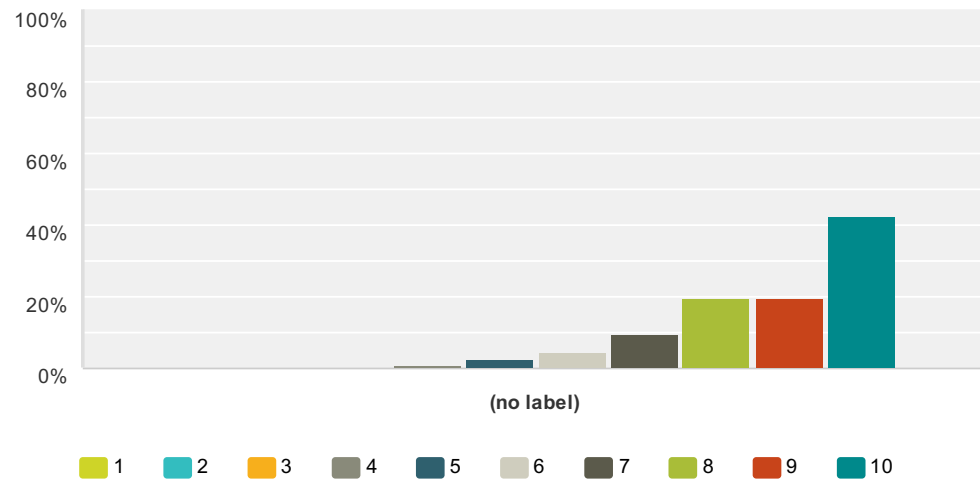
Answered: 194 Skipped: 6



	1 Totally Disagree	2	3	4	5 Neutral	6	7	8	9	10 Totally Agree	Total	Average Rating
(no label)	0.52% 1	0.00% 0	0.52% 1	1.55% 3	4.64% 9	8.25% 16	14.43% 28	19.59% 38	17.01% 33	33.51% 65	194	8.27

Q15 I have a sense of home and community in Cabbagetown.

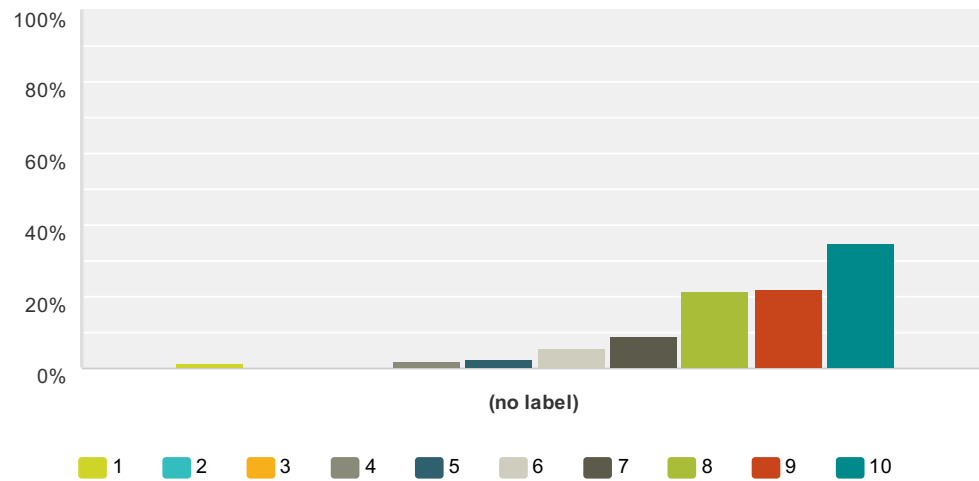
Answered: 194 Skipped: 6



	1	2	3	4	5	6	7	8	9	10	Total	Average Rating
(no label)	0.52% 1	0.52% 1	0.00% 0	1.03% 2	2.58% 5	4.64% 9	9.28% 18	19.59% 38	19.59% 38	42.27% 82	194	8.67

Q16 I share good cooperation with my neighbours.

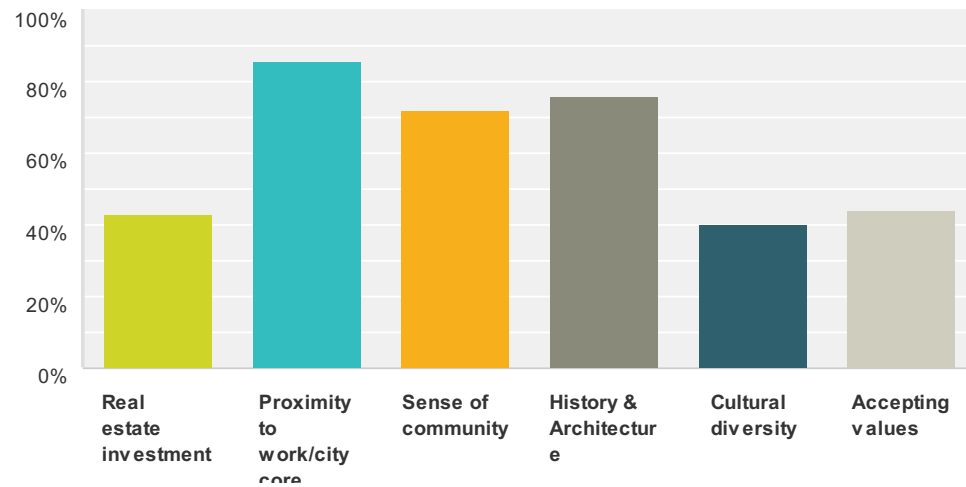
Answered: 192 Skipped: 8



	1	2	3	4	5	6	7	8	9	10	Total	Average Rating
(no label)	1.56% 3	0.52% 1	0.52% 1	2.08% 4	2.60% 5	5.73% 11	8.85% 17	21.35% 41	21.88% 42	34.90% 67	192	8.39

Q17 I chose to live in Cabbagetown for the following reasons: Please select all that apply

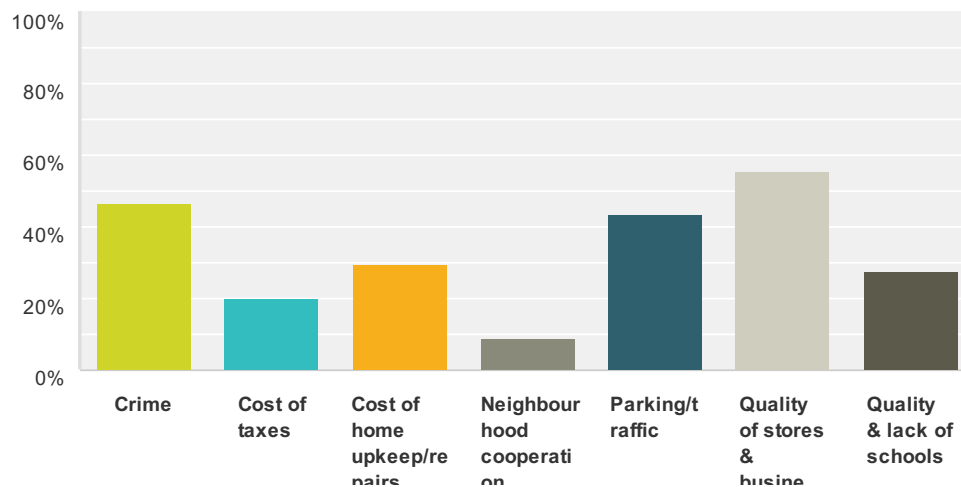
Answered: 182 Skipped: 18



Answer Choices	Responses	
Real estate investment	42.86%	78
Proximity to work/city core	85.71%	156
Sense of community	71.98%	131
History & Architecture	75.82%	138
Cultural diversity	40.11%	73
Accepting values	43.96%	80
Total Respondents: 182		

Q18 I think the biggest challenges to living in Cabbagetown are: Please select all that apply

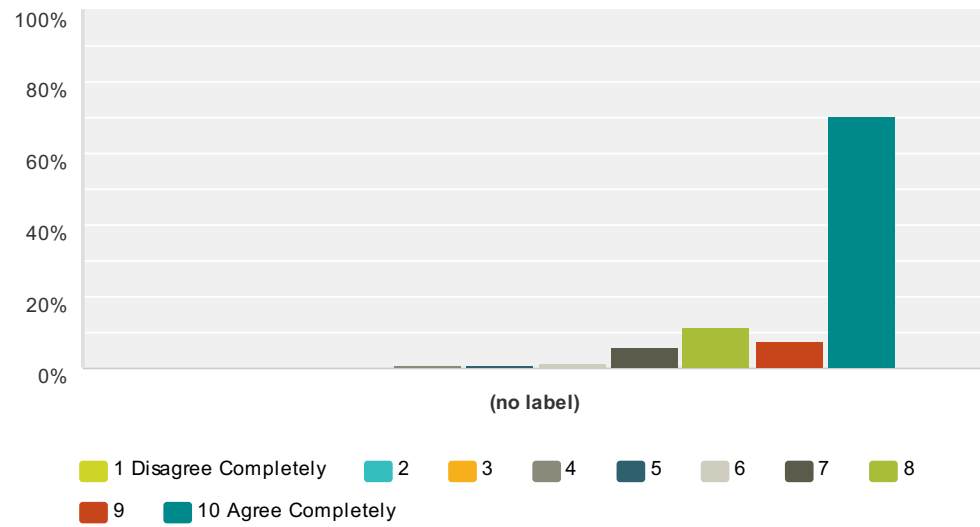
Answered: 176 Skipped: 24



Answer Choices	Responses	
Crime	46.59%	82
Cost of taxes	19.89%	35
Cost of home upkeep/repairs	29.55%	52
Neighbourhood cooperation	9.09%	16
Parking/traffic	43.75%	77
Quality of stores & businesses	55.68%	98
Quality & lack of schools	27.27%	48
Total Respondents: 176		

Q19 The Riverdale Farm enhances living in Cabbagetown.

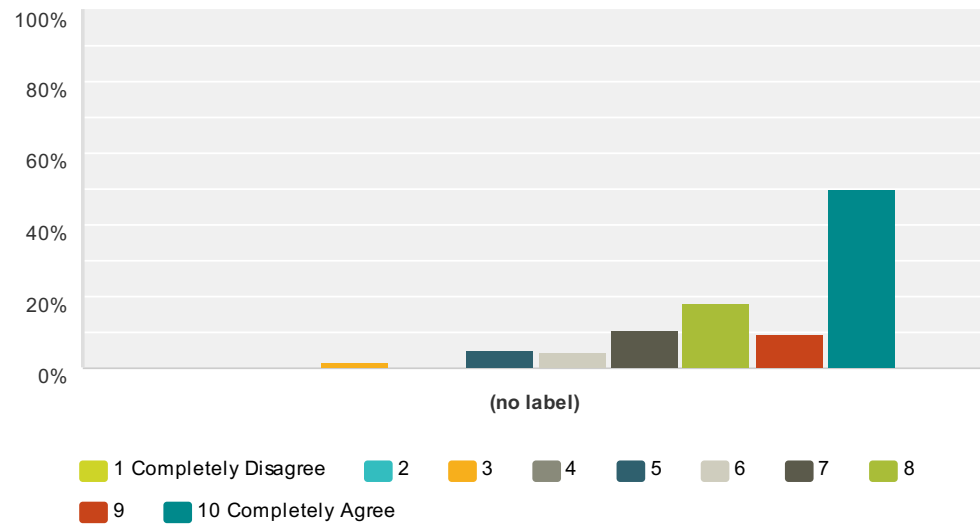
Answered: 194 Skipped: 6



	1 Disagree Completely	2	3	4	5	6	7	8	9	10 Agree Completely	Total	Average Rating
(no label)	0.52% 1	0.00% 0	0.00% 0	1.03% 2	1.03% 2	1.55% 3	6.19% 12	11.34% 22	7.73% 15	70.62% 137	194	9.29

Q20 The Cabbagetown Arts & Crafts during the Cabbagetown Festival, enhances living in Cabbagetown.

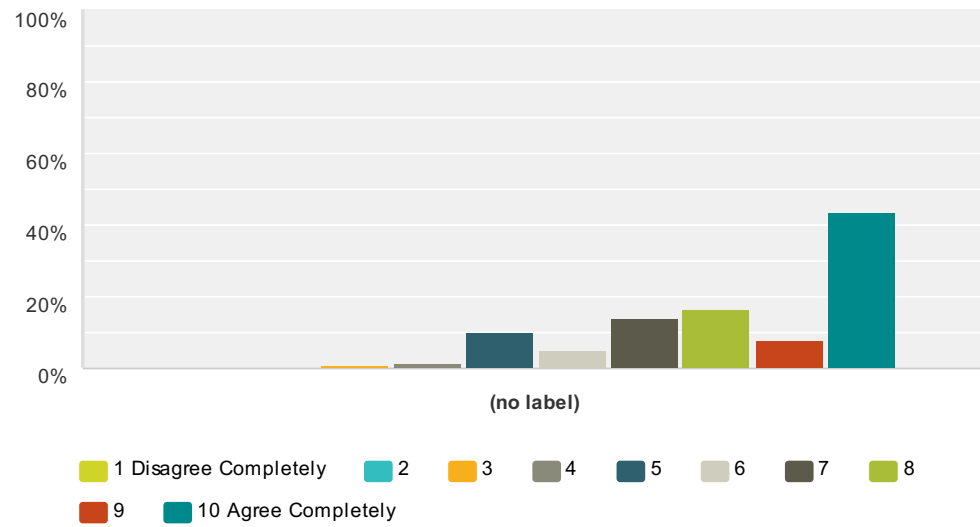
Answered: 194 Skipped: 6



	1 Completely Disagree	2	3	4	5	6	7	8	9	10 Completely Agree	Total	Average Rating
(no label)	0.00% 0	0.52% 1	1.55% 3	0.52% 1	5.15% 10	4.64% 9	10.31% 20	18.04% 35	9.28% 18	50.00% 97	194	8.61

Q21 The Forsythia Festival enhances living in Cabbagetown.

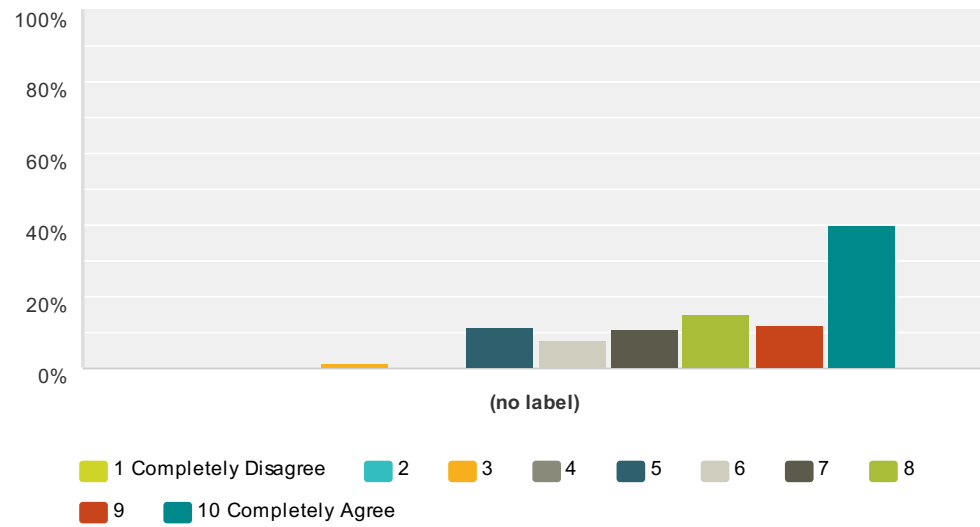
Answered: 193 Skipped: 7



	1 Disagree Completely	2	3	4	5	6	7	8	9	10 Agree Completely	Total	Average Rating
(no label)	0.52% 1	0.00% 0	1.04% 2	1.55% 3	9.84% 19	5.18% 10	13.99% 27	16.58% 32	7.77% 15	43.52% 84	193	8.26

Q22 The Tuesday Farmer's Market enhances living in Cabbagetown.

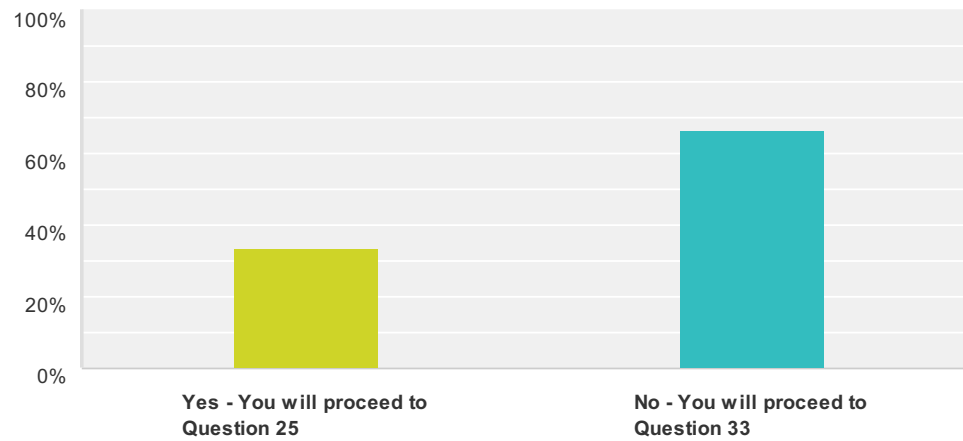
Answered: 191 Skipped: 9



	1 Completely Disagree	2	3	4	5	6	7	8	9	10 Completely Agree	Total	Average Rating
(no label)	0.52% 1	0.00% 0	1.57% 3	0.52% 1	11.52% 22	7.85% 15	10.99% 21	15.18% 29	12.04% 23	39.79% 76	191	8.17

Q24 I have children under the age of 18 in my care.

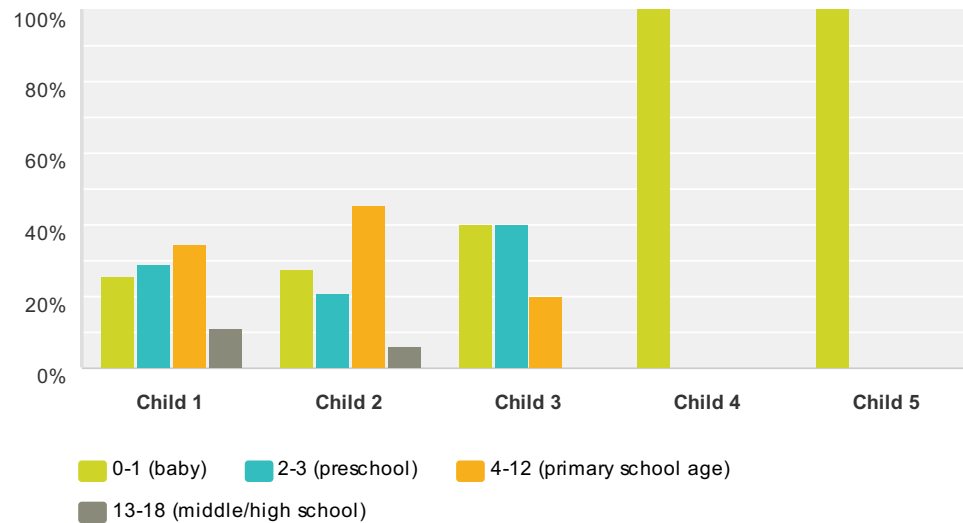
Answered: 193 Skipped: 7



Answer Choices	Responses	
Yes - You will proceed to Question 25	33.68%	65
No - You will proceed to Question 33	66.32%	128
Total		193

Q25 For children under the age of 18 in your care, please provide the age of each child:

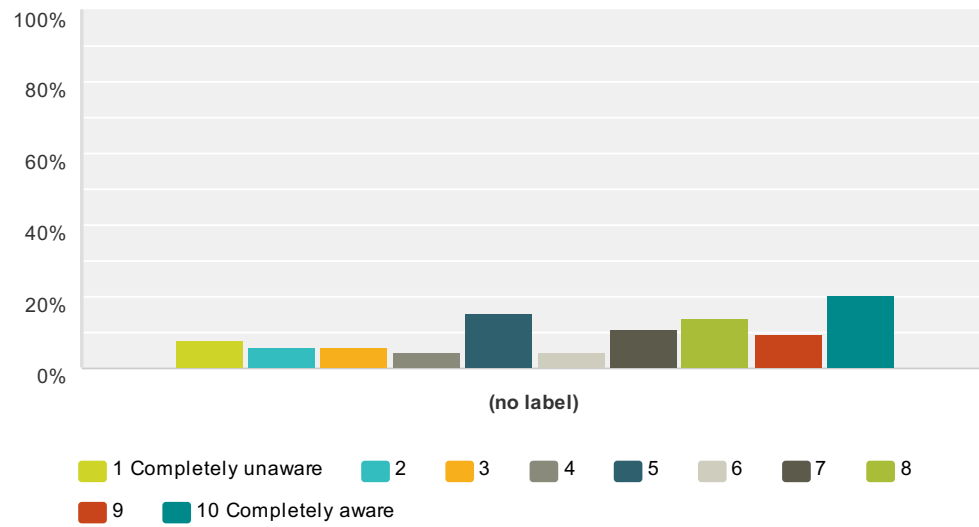
Answered: 63 Skipped: 137



	0-1 (baby)	2-3 (preschool)	4-12 (primary school age)	13-18 (middle/high school)	Total
Child 1	25.45% 14	29.09% 16	34.55% 19	10.91% 6	55
Child 2	27.27% 9	21.21% 7	45.45% 15	6.06% 2	33
Child 3	40.00% 2	40.00% 2	20.00% 1	0.00% 0	5
Child 4	100.00% 1	0.00% 0	0.00% 0	0.00% 0	1
Child 5	100.00% 1	0.00% 0	0.00% 0	0.00% 0	1

Q26 I am aware of the quality of childcare services available in Cabbagetown.

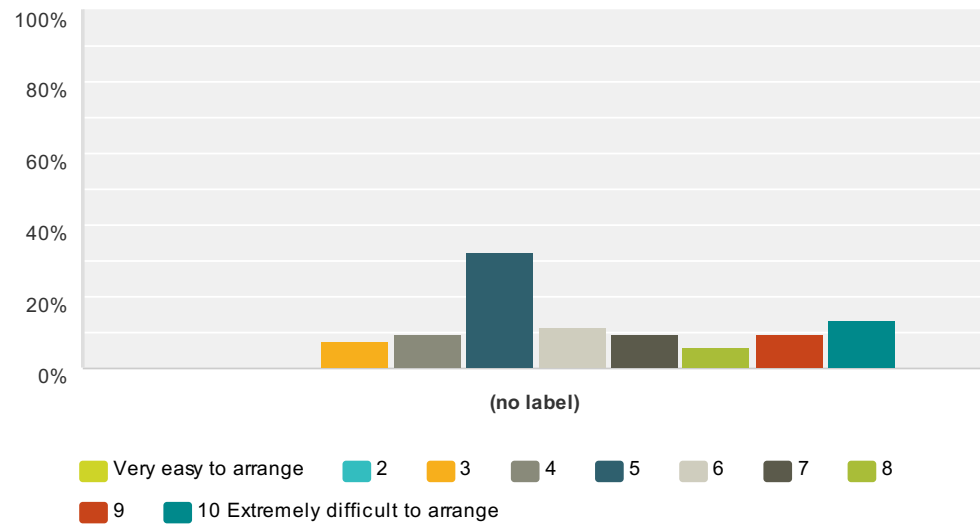
Answered: 64 Skipped: 136



	1 Completely unaware	2	3	4	5	6	7	8	9	10 Completely aware	Total	Average Rating
(no label)	7.81% 5	6.25% 4	6.25% 4	4.69% 3	15.63% 10	4.69% 3	10.94% 7	14.06% 9	9.38% 6	20.31% 13	64	6.41

Q27 I have found before school care easy to find and arrange in Cabbagetown.

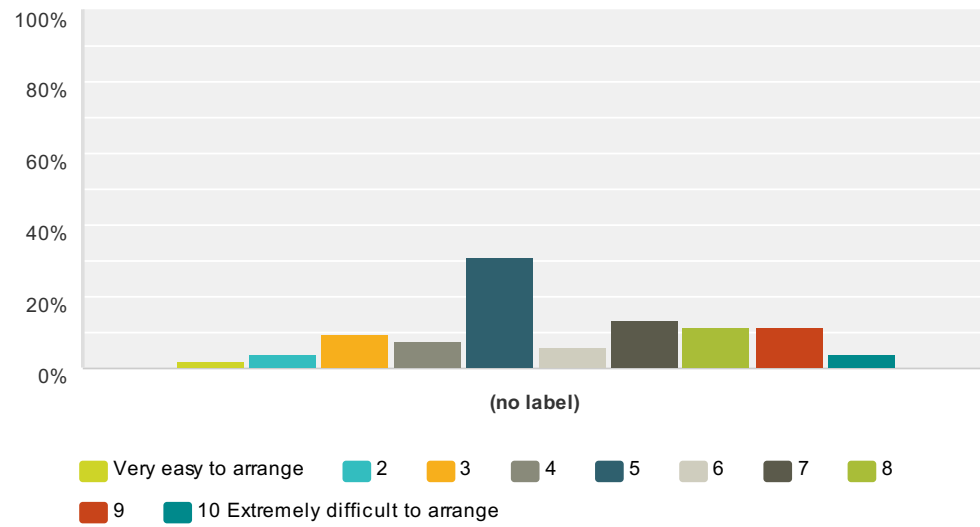
Answered: 52 Skipped: 148



	Very easy to arrange	2	3	4	5	6	7	8	9	10 Extremely difficult to arrange	Total	Average Rating
(no label)	0.00% 0	0.00% 0	7.69% 4	9.62% 5	32.69% 17	11.54% 6	9.62% 5	5.77% 3	9.62% 5	13.46% 7	52	6.29

Q28 I have found after school care easy to find and arrange in Cabbagetown.

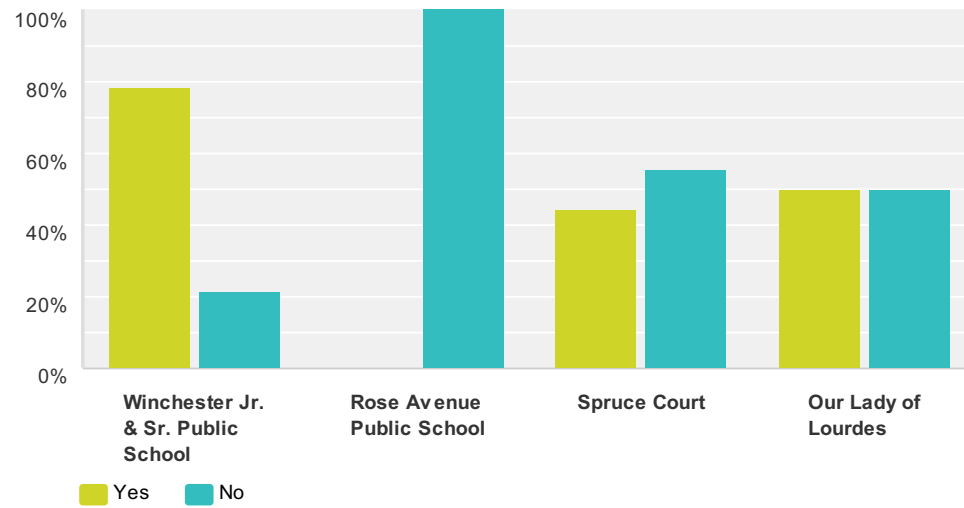
Answered: 52 Skipped: 148



	Very easy to arrange	2	3	4	5	6	7	8	9	10 Extremely difficult to arrange	Total	Average Rating
(no label)	1.92% 1	3.85% 2	9.62% 5	7.69% 4	30.77% 16	5.77% 3	13.46% 7	11.54% 6	11.54% 6	3.85% 2	52	5.87

Q29 I am pleased with quality of my child's primary school.

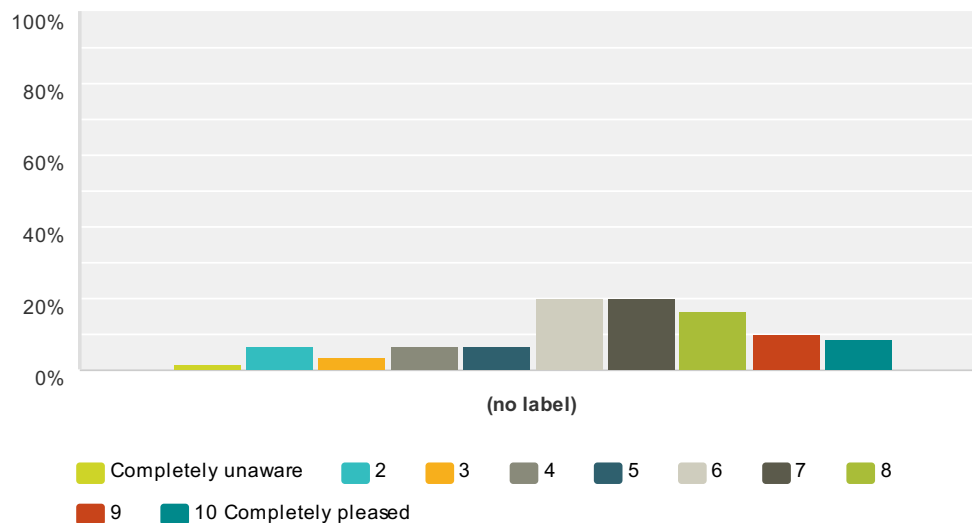
Answered: 27 Skipped: 173



	Yes	No	Total
Winchester Jr. & Sr. Public School	78.26% 18	21.74% 5	23
Rose Avenue Public School	0.00% 0	100.00% 2	2
Spruce Court	44.44% 4	55.56% 5	9
Our Lady of Lourdes	50.00% 2	50.00% 2	4

Q30 I am pleased with the recreational opportunities available to children within Cabbagetown.

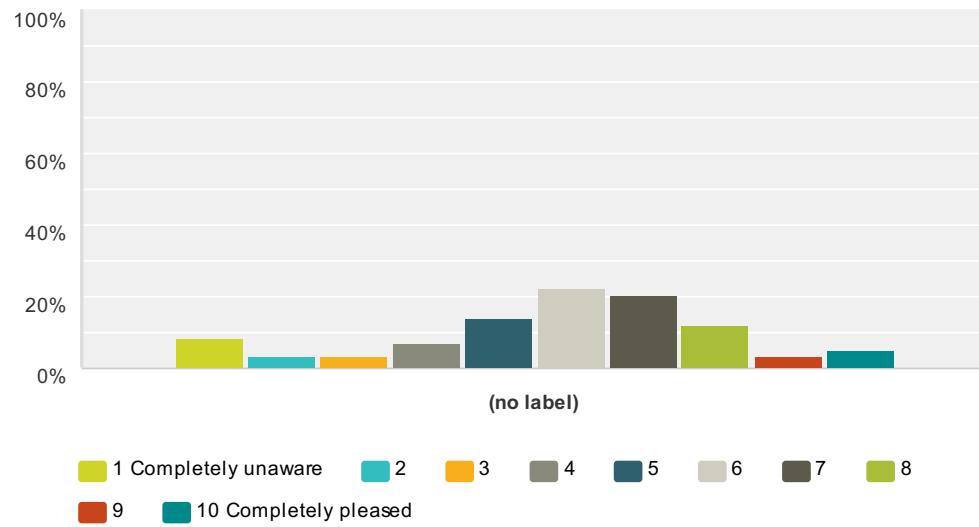
Answered: 60 Skipped: 140



	Completely unaware	2	3	4	5	6	7	8	9	10 Completely pleased	Total	Average Rating
(no label)	1.67% 1	6.67% 4	3.33% 2	6.67% 4	6.67% 4	20.00% 12	20.00% 12	16.67% 10	10.00% 6	8.33% 5	60	6.52

Q31 I am pleased with children's summer programs available within Cabbagetown.

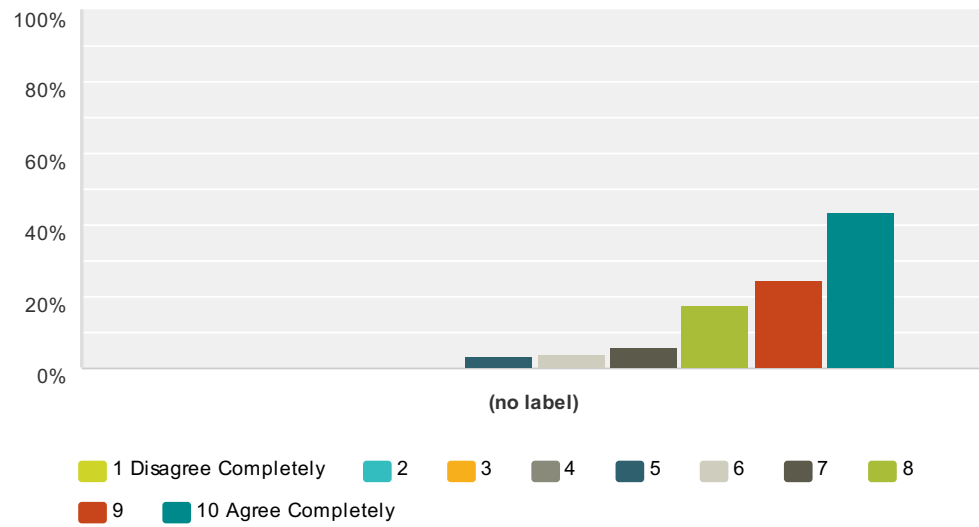
Answered: 58 Skipped: 142



	1 Completely unaware	2	3	4	5	6	7	8	9	10 Completely pleased	Total	Average Rating
(no label)	8.62% 5	3.45% 2	3.45% 2	6.90% 4	13.79% 8	22.41% 13	20.69% 12	12.07% 7	3.45% 2	5.17% 3	58	5.81

Q33 I feel safe in Cabbagetown during the day.

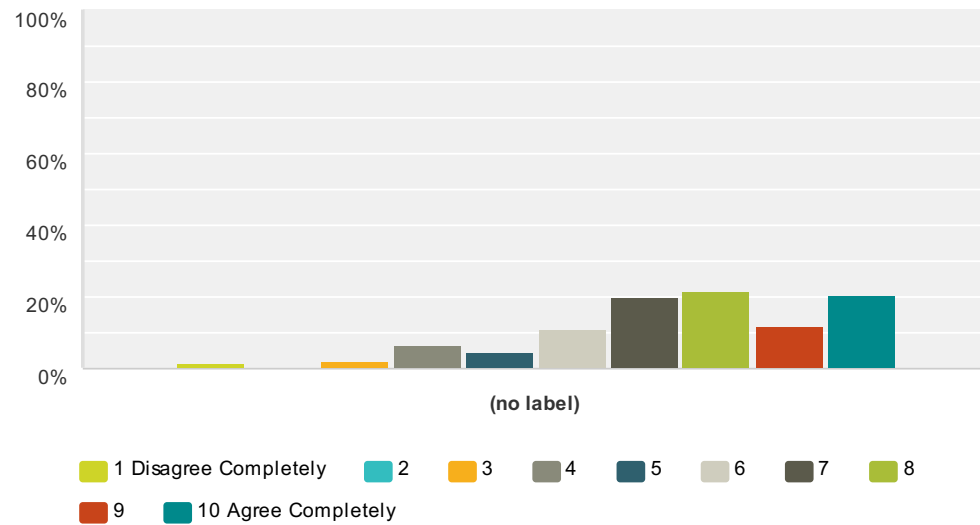
Answered: 182 Skipped: 18



	1 Disagree Completely	2	3	4	5	6	7	8	9	10 Agree Completely	Total	Average Rating
(no label)	0.00% 0	0.00% 0	0.55% 1	0.55% 1	3.30% 6	3.85% 7	6.04% 11	17.58% 32	24.73% 45	43.41% 79	182	8.83

Q34 I feel safe in Cabbagetown at night.

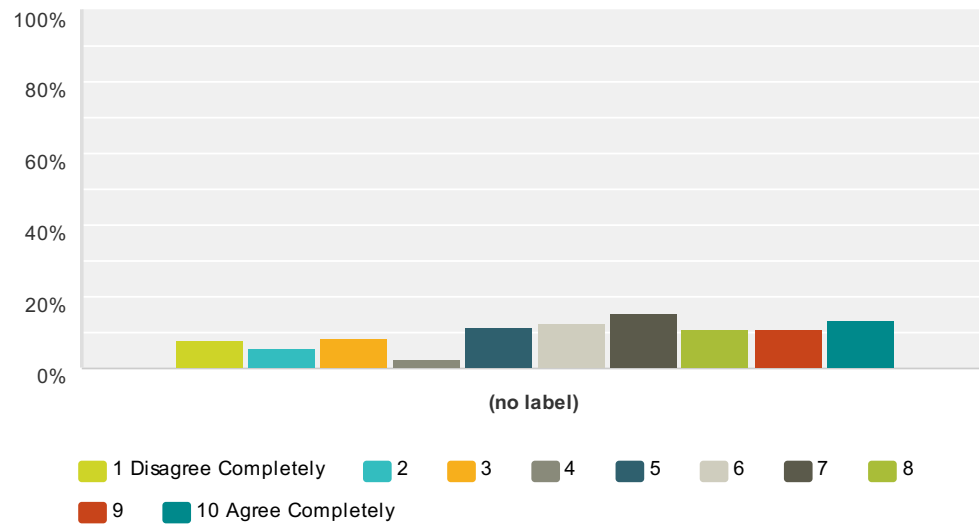
Answered: 182 Skipped: 18



	1 Disagree Completely	2	3	4	5	6	7	8	9	10 Agree Completely	Total	Average Rating
(no label)	1.65% 3	0.55% 1	2.20% 4	6.59% 12	4.40% 8	10.99% 20	19.78% 36	21.43% 39	12.09% 22	20.33% 37	182	7.46

Q35 The volume of door to door solicitation in Cabbagetown bothers me.

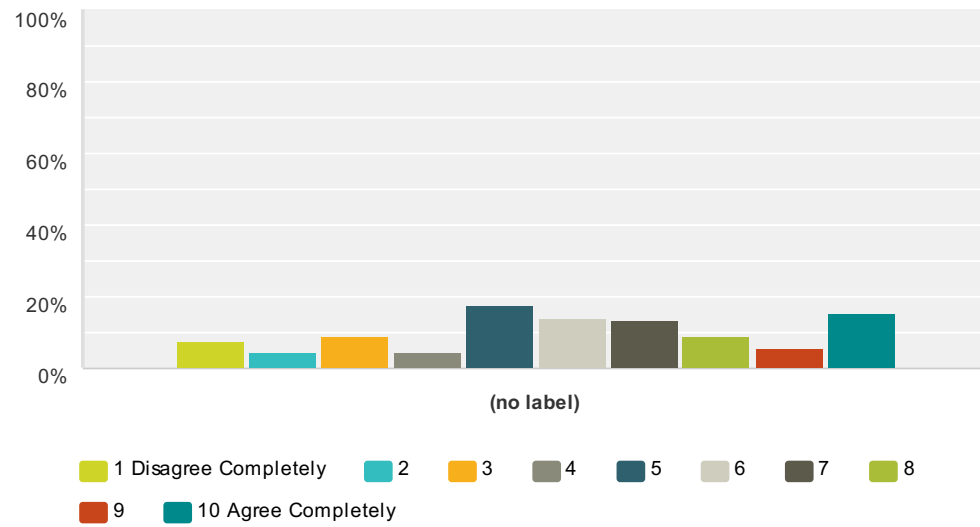
Answered: 183 Skipped: 17



	1 Disagree Completely	2	3	4	5	6	7	8	9	10 Agree Completely	Total	Average Rating
(no label)	8.20% 15	5.46% 10	8.74% 16	2.73% 5	11.48% 21	12.57% 23	15.30% 28	10.93% 20	10.93% 20	13.66% 25	183	6.19

Q36 I think there are too many panhandlers in Cabbagetown.

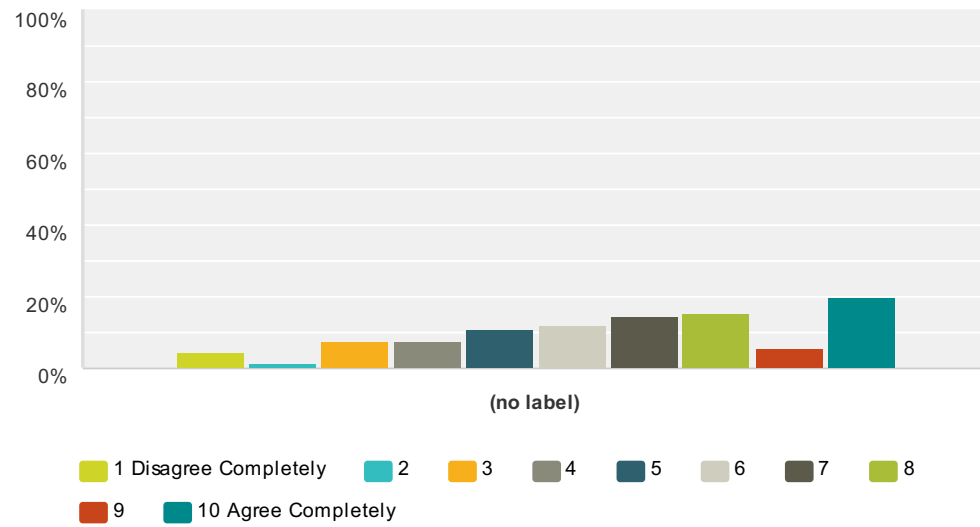
Answered: 181 Skipped: 19



	1 Disagree Completely	2	3	4	5	6	7	8	9	10 Agree Completely	Total	Average Rating
(no label)	7.73% 14	4.42% 8	8.84% 16	4.42% 8	17.68% 32	13.81% 25	13.26% 24	8.84% 16	5.52% 10	15.47% 28	181	6.00

Q37 I believe Cabbagetown needs an active community watch program.

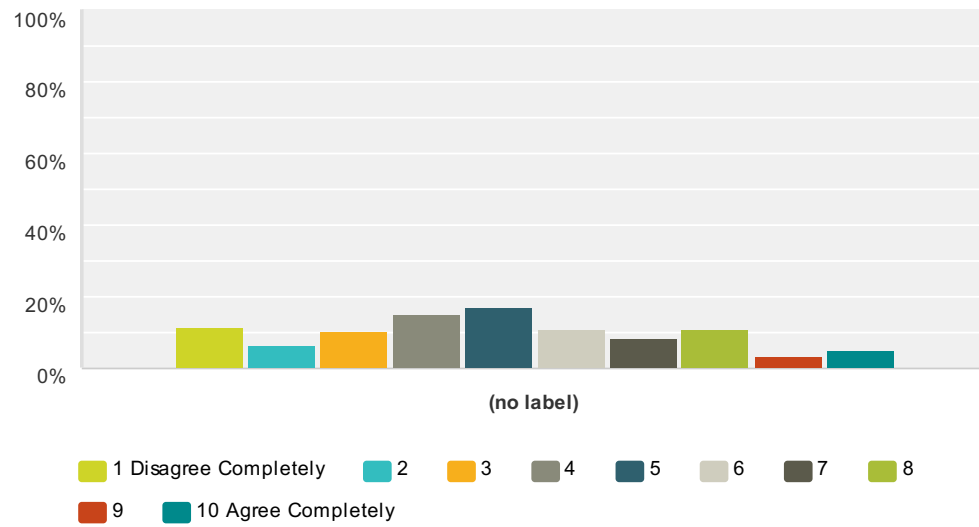
Answered: 178 Skipped: 22



	1 Disagree Completely	2	3	4	5	6	7	8	9	10 Agree Completely	Total	Average Rating
(no label)	4.49% 8	1.69% 3	7.30% 13	7.30% 13	11.24% 20	11.80% 21	14.61% 26	15.73% 28	5.62% 10	20.22% 36	178	6.67

Q38 I think there is too much noise pollution in Cabbagetown.

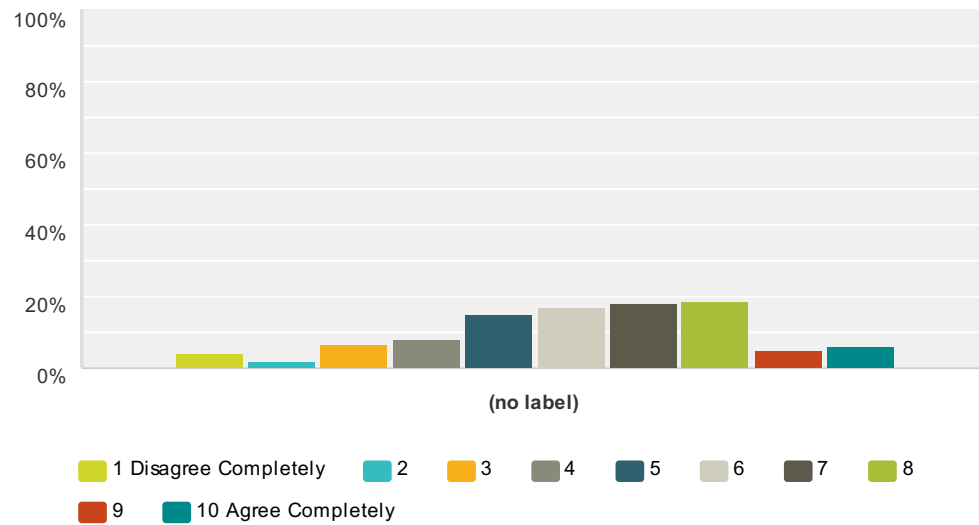
Answered: 180 Skipped: 20



	1 Disagree Completely	2	3	4	5	6	7	8	9	10 Agree Completely	Total	Average Rating
(no label)	11.67% 21	6.67% 12	10.56% 19	15.00% 27	17.22% 31	11.11% 20	8.33% 15	11.11% 20	3.33% 6	5.00% 9	180	4.97

Q39 I think the public spaces of Cabbagetown (green spaces & boulevards), are well maintained.

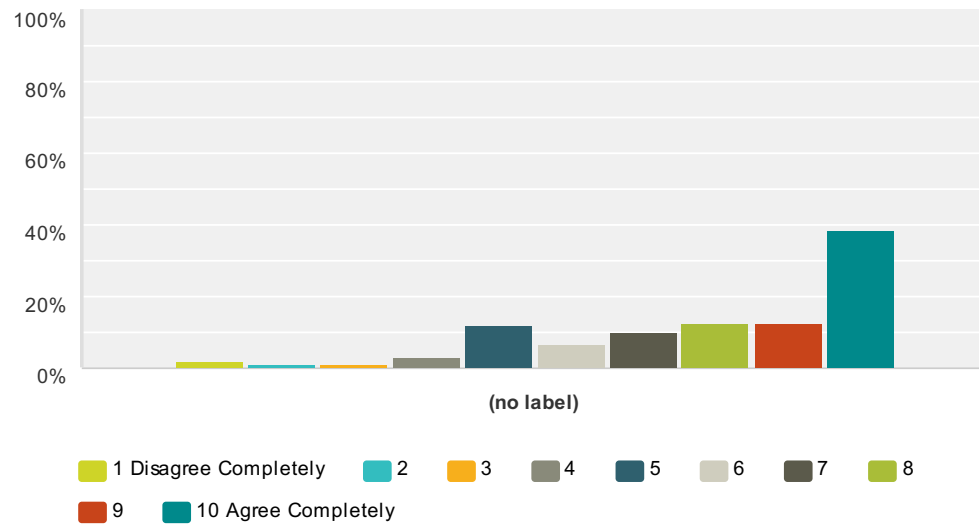
Answered: 179 Skipped: 21



	1 Disagree Completely	2	3	4	5	6	7	8	9	10 Agree Completely	Total	Average Rating
(no label)	3.91% 7	2.23% 4	6.70% 12	7.82% 14	15.08% 27	16.76% 30	17.88% 32	18.44% 33	5.03% 9	6.15% 11	179	6.15

Q40 I am concerned with the loss of trees in Cabbagetown and feel the CRA should support canopy conservation.

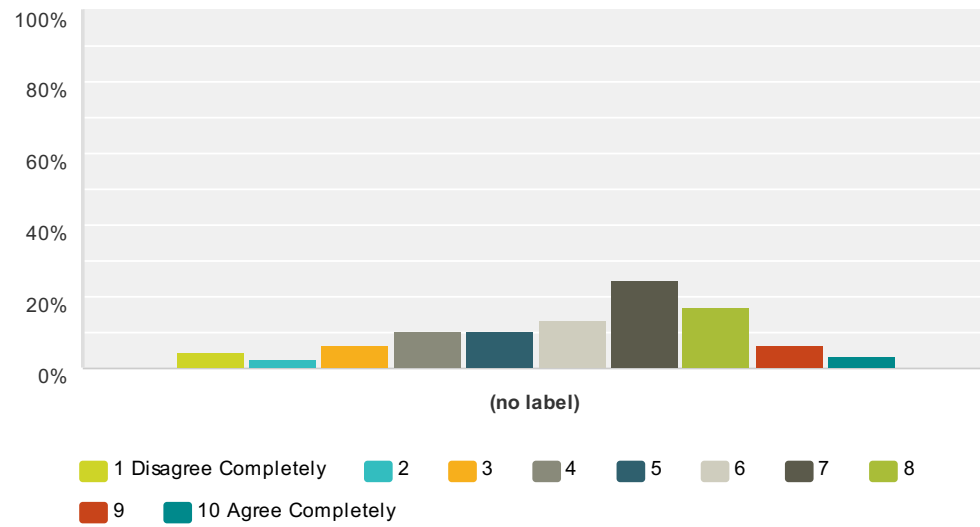
Answered: 181 Skipped: 19



	1 Disagree Completely	2	3	4	5	6	7	8	9	10 Agree Completely	Total	Average Rating
(no label)	2.21% 4	1.10% 2	1.10% 2	2.76% 5	12.15% 22	6.63% 12	9.94% 18	12.71% 23	12.71% 23	38.67% 70	181	7.92

Q42 I think the roads and streets are well maintained in Cabbagetown.

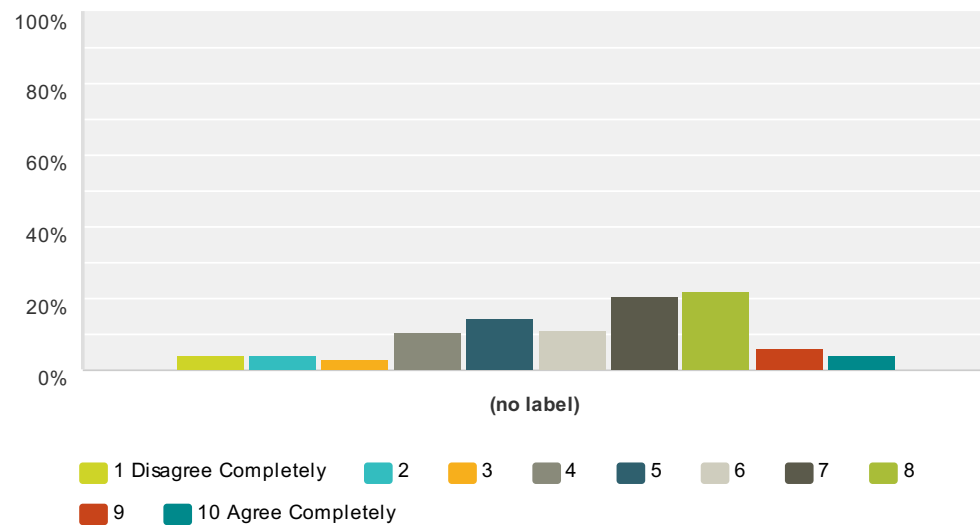
Answered: 193 Skipped: 7



	1 Disagree Completely	2	3	4	5	6	7	8	9	10 Agree Completely	Total	Average Rating
(no label)	4.66% 9	2.59% 5	6.74% 13	10.36% 20	10.36% 20	13.47% 26	24.35% 47	17.10% 33	6.74% 13	3.63% 7	193	6.08

Q43 I think the sidewalks and park pathways are well maintained in Cabbagetown.

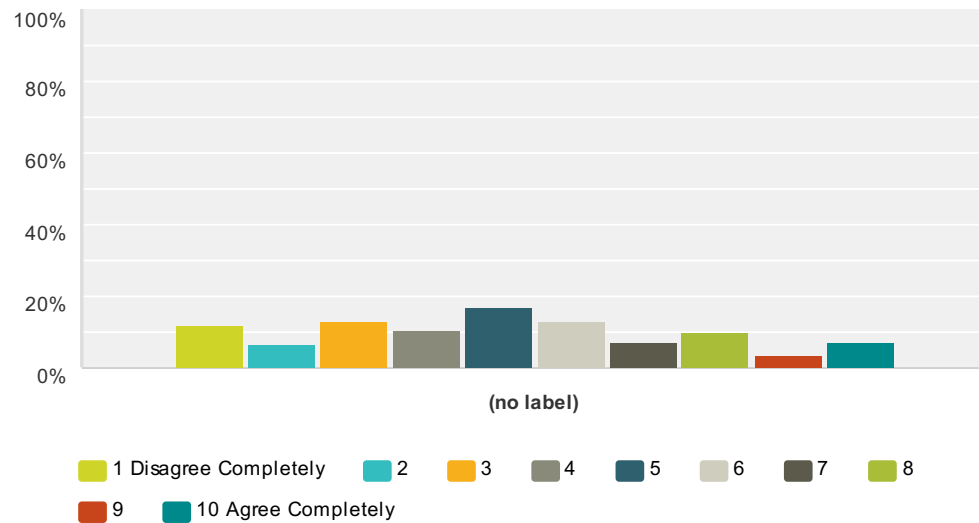
Answered: 191 Skipped: 9



	1 Disagree Completely	2	3	4	5	6	7	8	9	10 Agree Completely	Total	Average Rating
(no label)	4.19% 8	4.19% 8	3.14% 6	10.47% 20	14.66% 28	10.99% 21	20.42% 39	21.99% 42	5.76% 11	4.19% 8	191	6.16

Q44 I believe the responsibility of laneway maintenance and security is the responsibility of the residents backing onto these areas.

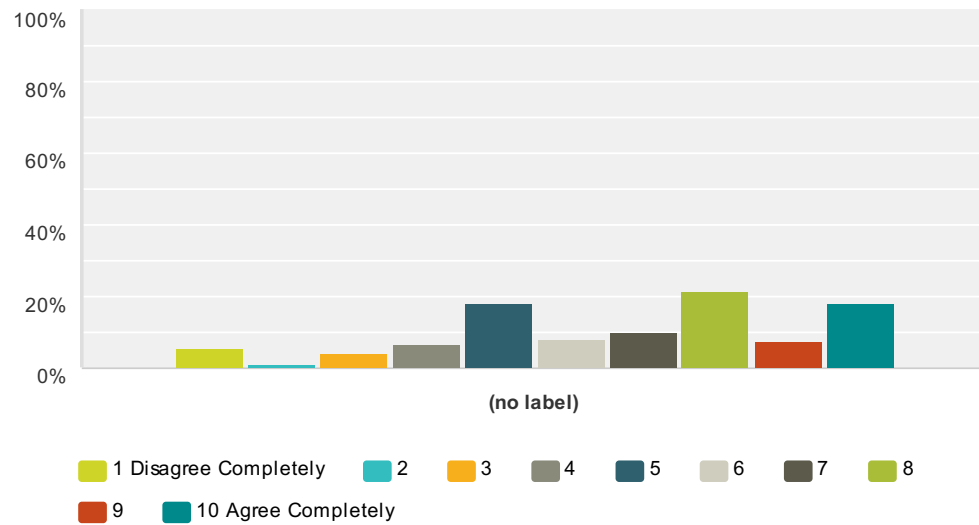
Answered: 189 Skipped: 11



	1 Disagree Completely	2	3	4	5	6	7	8	9	10 Agree Completely	Total	Average Rating
(no label)	12.17% 23	6.35% 12	13.23% 25	10.58% 20	16.93% 32	13.23% 25	6.88% 13	10.05% 19	3.70% 7	6.88% 13	189	5.02

Q45 I believe the responsibility of laneway maintenance and security is the responsibility of the City of Toronto.

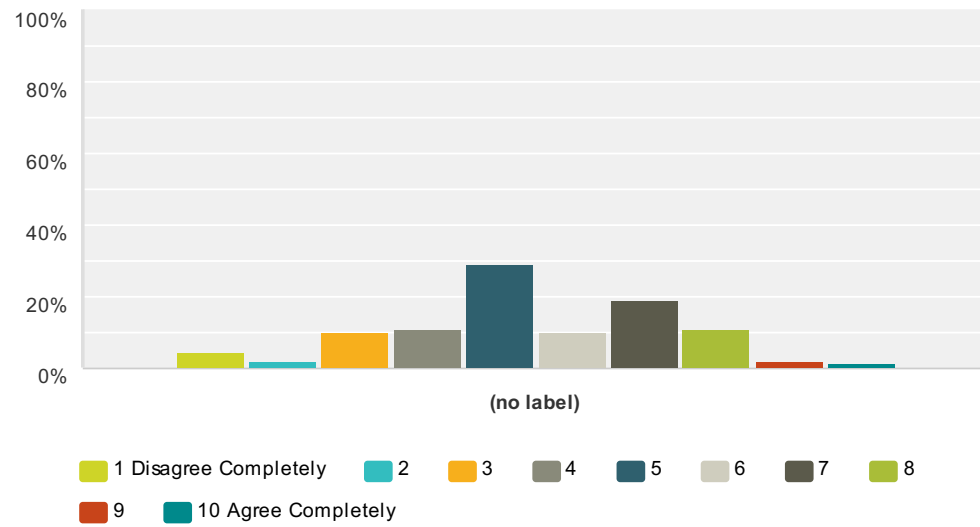
Answered: 189 Skipped: 11



	1 Disagree Completely	2	3	4	5	6	7	8	9	10 Agree Completely	Total	Average Rating
(no label)	5.29% 10	1.06% 2	4.23% 8	6.35% 12	17.99% 34	7.94% 15	10.05% 19	21.69% 41	7.41% 14	17.99% 34	189	6.74

Q46 I think the laneways are well maintained in Cabbagetown.

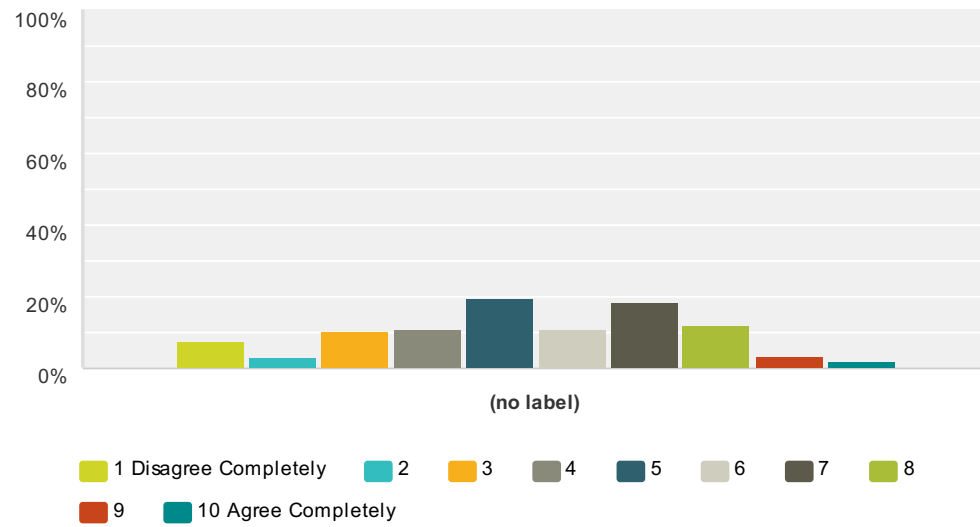
Answered: 186 Skipped: 14



	1 Disagree Completely	2	3	4	5	6	7	8	9	10 Agree Completely	Total	Average Rating
(no label)	4.30% 8	2.15% 4	10.22% 19	10.75% 20	29.03% 54	10.22% 19	18.82% 35	10.75% 20	2.15% 4	1.61% 3	186	5.42

Q47 I believe sidewalk snow removal is managed well in Cabbagetown.

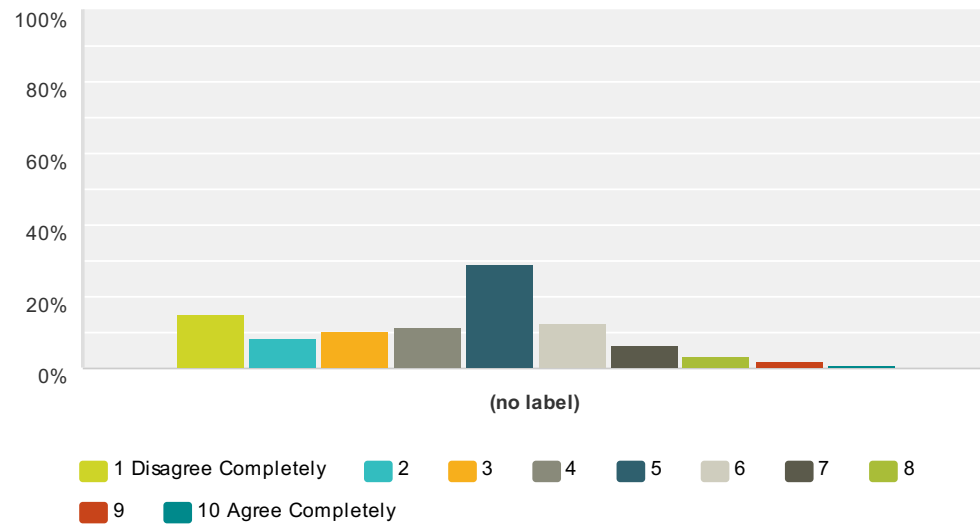
Answered: 188 Skipped: 12



	1 Disagree Completely	2	3	4	5	6	7	8	9	10 Agree Completely	Total	Average Rating
(no label)	7.45% 14	3.19% 6	10.64% 20	11.17% 21	19.68% 37	11.17% 21	18.62% 35	12.23% 23	3.72% 7	2.13% 4	188	5.39

Q48 I believe laneway snow removal is managed well in Cabbagetown.

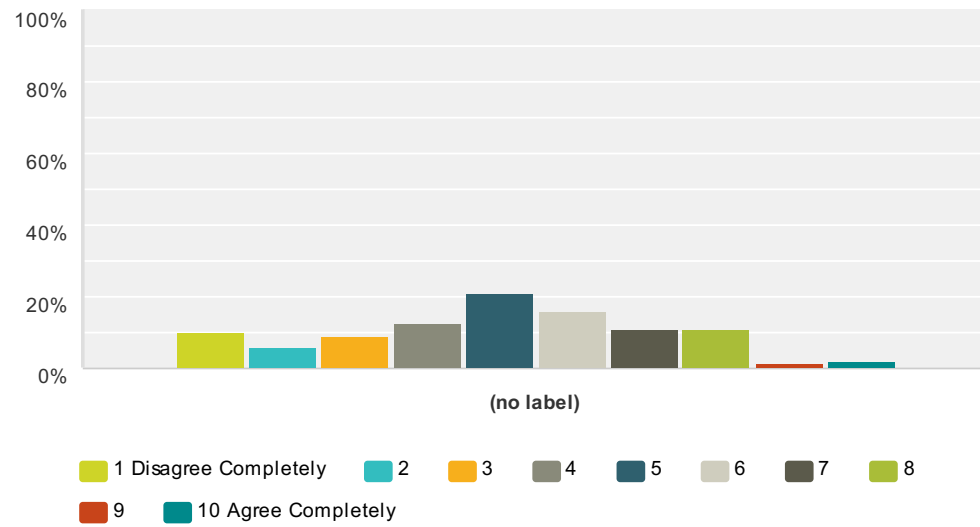
Answered: 184 Skipped: 16



	1 Disagree Completely	2	3	4	5	6	7	8	9	10 Agree Completely	Total	Average Rating
(no label)	15.22% 28	8.70% 16	10.33% 19	11.41% 21	12.50% 23	6.52% 12	3.26% 6	2.17% 4	1.09% 2		184	4.30

Q49 I believe parking is managed well in Cabbagetown.

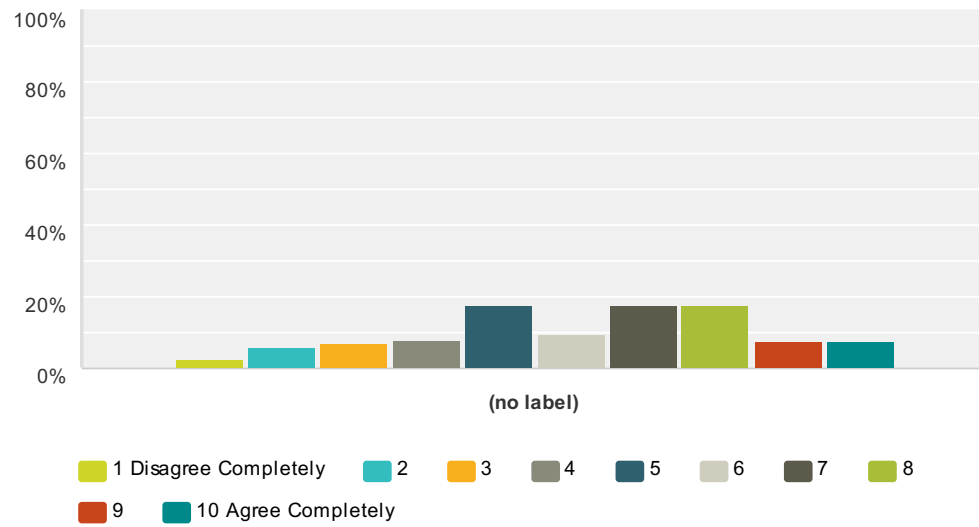
Answered: 191 Skipped: 9



	1 Disagree Completely	2	3	4	5	6	7	8	9	10 Agree Completely	Total	Average Rating
(no label)	9.95% 19	5.76% 11	8.90% 17	12.57% 24	20.94% 40	16.23% 31	10.99% 21	10.99% 21	1.57% 3	2.09% 4	191	5.01

Q50 I believe parking signage and regulations are clear in Cabbagetown.

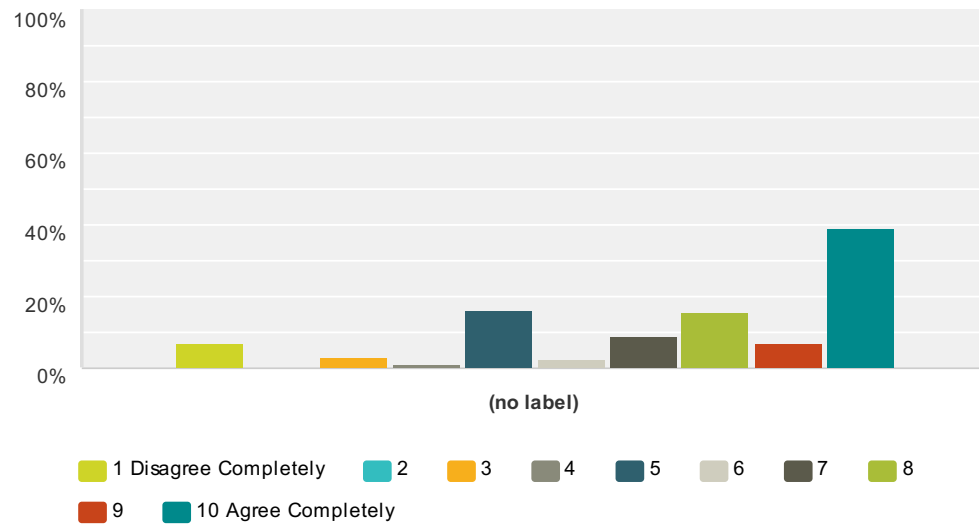
Answered: 189 Skipped: 11



	1 Disagree Completely	2	3	4	5	6	7	8	9	10 Agree Completely	Total	Average Rating
(no label)	2.65% 5	5.82% 11	6.88% 13	7.94% 15	17.46% 33	9.52% 18	17.46% 33	17.46% 33	7.41% 14	7.41% 14	189	6.14

Q51 I believe Cabbagetown residents should have parking priority day and night within the neighbourhood.

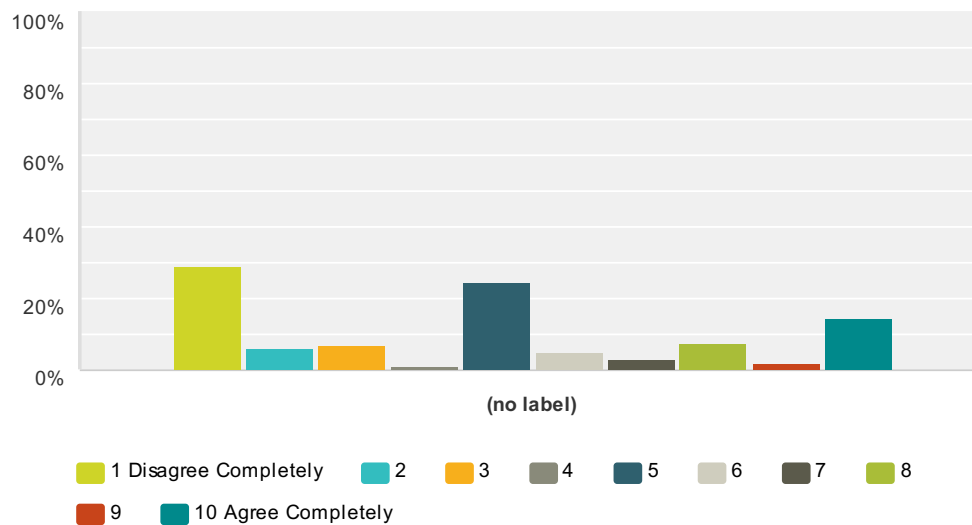
Answered: 189 Skipped: 11



	1 Disagree Completely	2	3	4	5	6	7	8	9	10 Agree Completely	Total	Average Rating
(no label)	6.88% 13	0.00% 0	3.17% 6	1.06% 2	15.87% 30	2.65% 5	8.99% 17	15.34% 29	6.88% 13	39.15% 74	189	7.55

Q52 I believe street parking in Cabbagetown should alternate sides of the road monthly where possible.

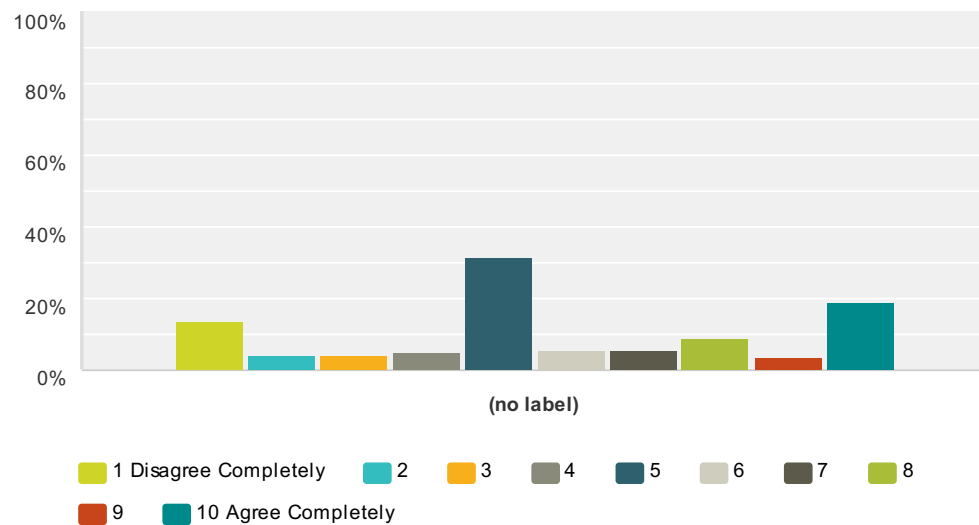
Answered: 186 Skipped: 14



	1 Disagree Completely	2	3	4	5	6	7	8	9	10 Agree Completely	Total	Average Rating
(no label)	29.03% 54	5.91% 11	6.99% 13	1.08% 2	24.73% 46	4.84% 9	3.23% 6	7.53% 14	2.15% 4	14.52% 27	186	4.66

Q53 I believe the Toronto Parking Authority is too aggressive in issuing parking tickets during the day in Cabbagetown.

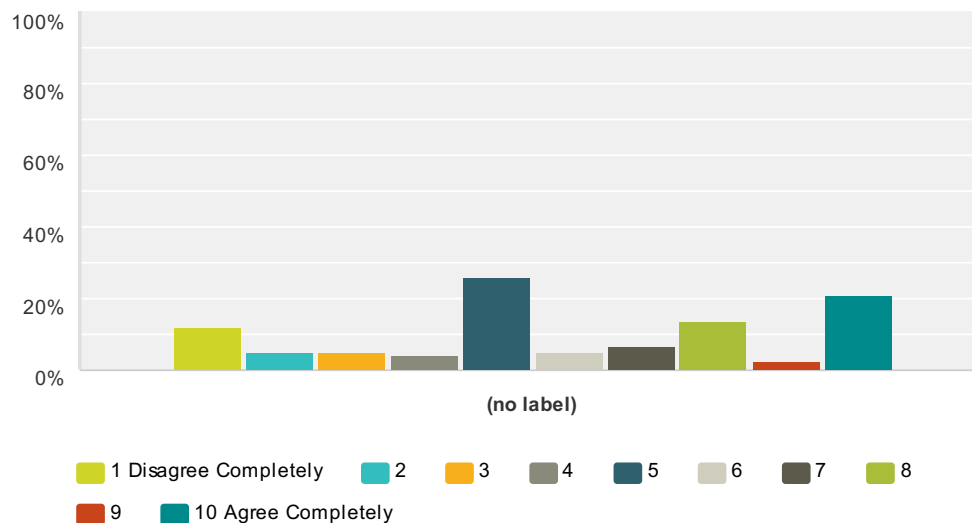
Answered: 184 Skipped: 16



	1 Disagree Completely	2	3	4	5	6	7	8	9	10 Agree Completely	Total	Average Rating
(no label)	13.59% 25	3.80% 7	3.80% 7	4.89% 9	31.52% 58	5.43% 10	5.43% 10	9.24% 17	3.26% 6	19.02% 35	184	5.74

Q54 I believe the Toronto Parking Authority is too aggressive in issuing parking tickets at night in Cabbagetown.

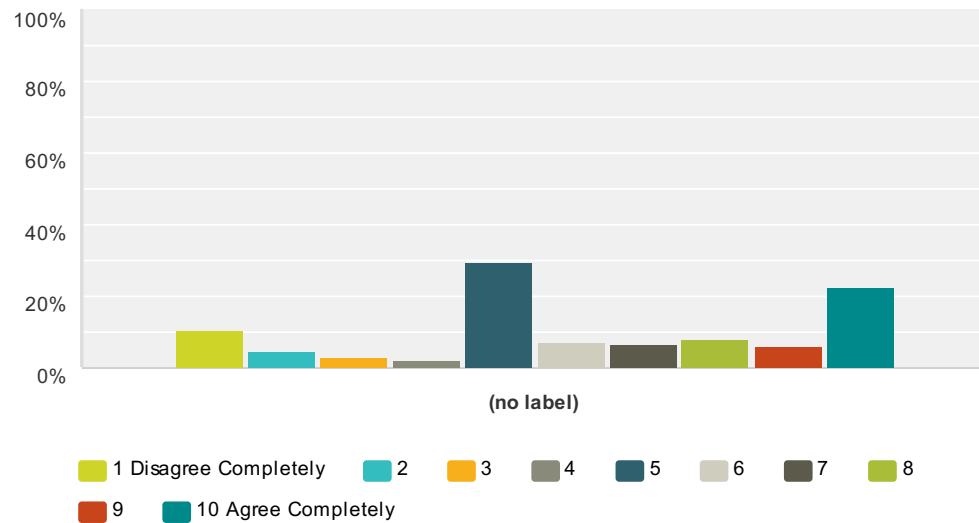
Answered: 185 Skipped: 15



	1 Disagree Completely	2	3	4	5	6	7	8	9	10 Agree Completely	Total	Average Rating
(no label)	11.89% 22	4.86% 9	4.86% 9	3.78% 7	25.95% 48	4.86% 9	6.49% 12	13.51% 25	2.70% 5	21.08% 39	185	5.99

Q55 I believe the Toronto Parking Authority is too aggressive in issuing parking tickets to trades people working on homes and yards in Cabbagetown.

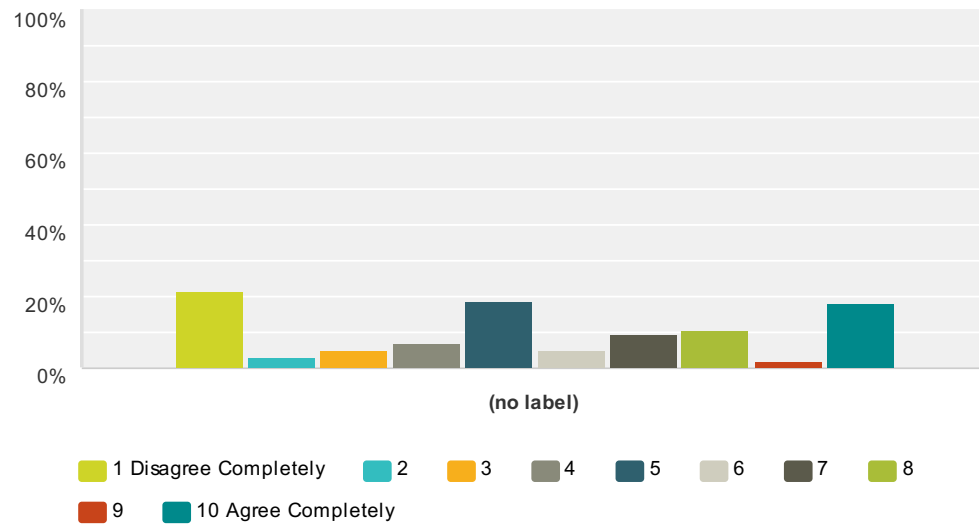
Answered: 185 Skipped: 15



	1 Disagree Completely	2	3	4	5	6	7	8	9	10 Agree Completely	Total	Average Rating
(no label)	10.27% 19	4.32% 8	3.24% 6	2.16% 4	29.73% 55	7.03% 13	6.49% 12	8.11% 15	5.95% 11	22.70% 42	185	6.19

Q56 I believe individual street parking spots in Cabbagetown should be properly delineated.

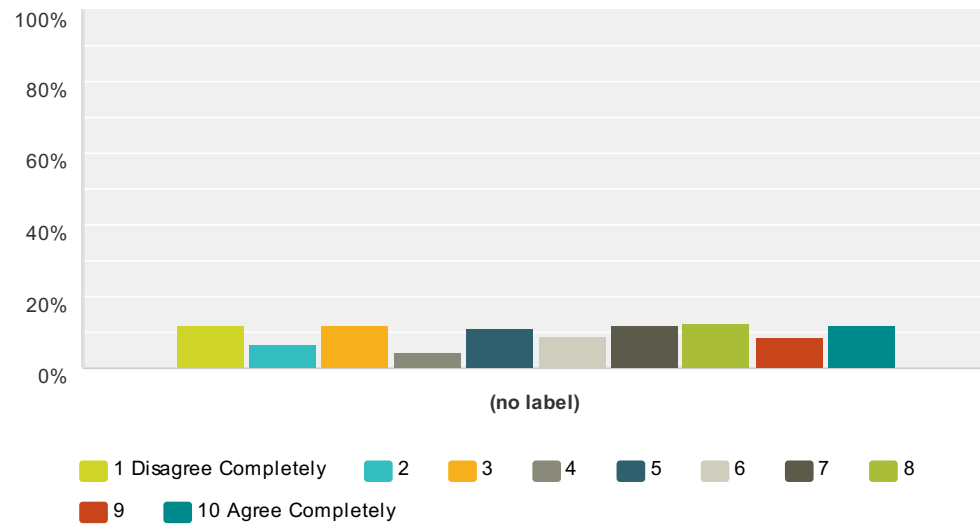
Answered: 185 Skipped: 15



	1 Disagree Completely	2	3	4	5	6	7	8	9	10 Agree Completely	Total	Average Rating
(no label)	21.62% 40	3.24% 6	4.86% 9	7.03% 13	18.38% 34	4.86% 9	9.73% 18	10.27% 19	2.16% 4	17.84% 33	185	5.40

Q57 I believe the benefits of film crews working and parking in Cabbagetown outweighs any inconvenience to residents.

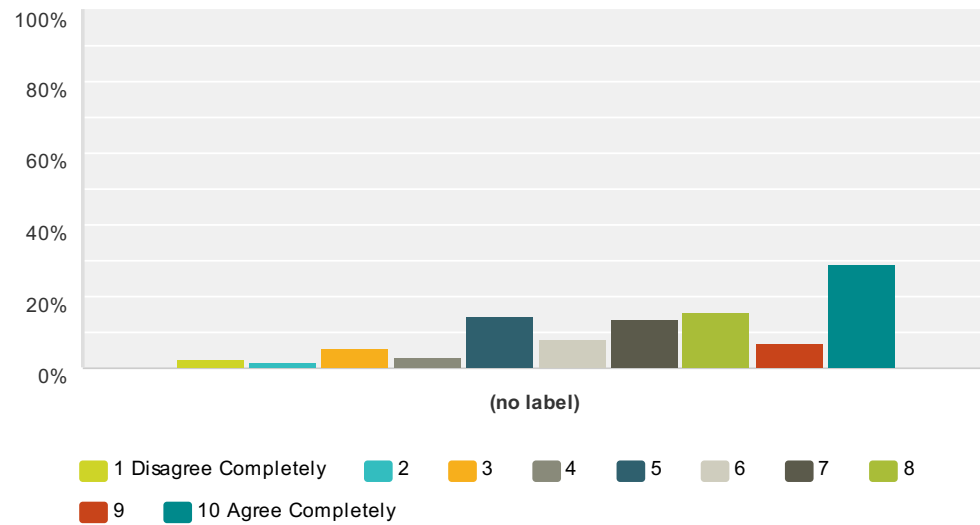
Answered: 191 Skipped: 9



	1 Disagree Completely	2	3	4	5	6	7	8	9	10 Agree Completely	Total	Average Rating
(no label)	12.04% 23	6.28% 12	12.04% 23	4.71% 9	10.99% 21	8.90% 17	12.04% 23	12.57% 24	8.38% 16	12.04% 23	191	5.69

Q58 I believe Cabbagetown should encourage more visitors from outside the neighbourhood.

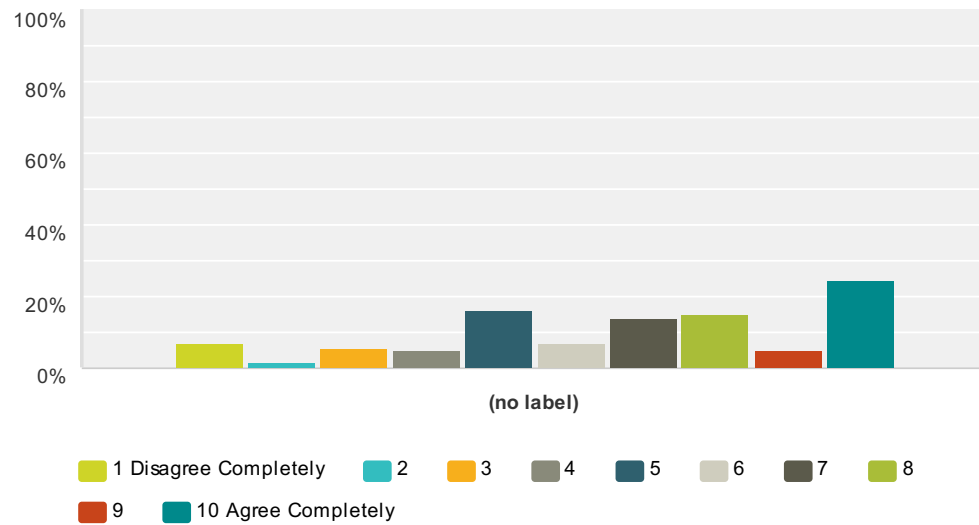
Answered: 190 Skipped: 10



	1 Disagree Completely	2	3	4	5	6	7	8	9	10 Agree Completely	Total	Average Rating
(no label)	2.63% 5	1.58% 3	5.26% 10	3.16% 6	14.74% 28	7.89% 15	13.68% 26	15.26% 29	6.84% 13	28.95% 55	190	7.24

Q59 I believe greater effort should be made to make Cabbagetown a tourist destination.

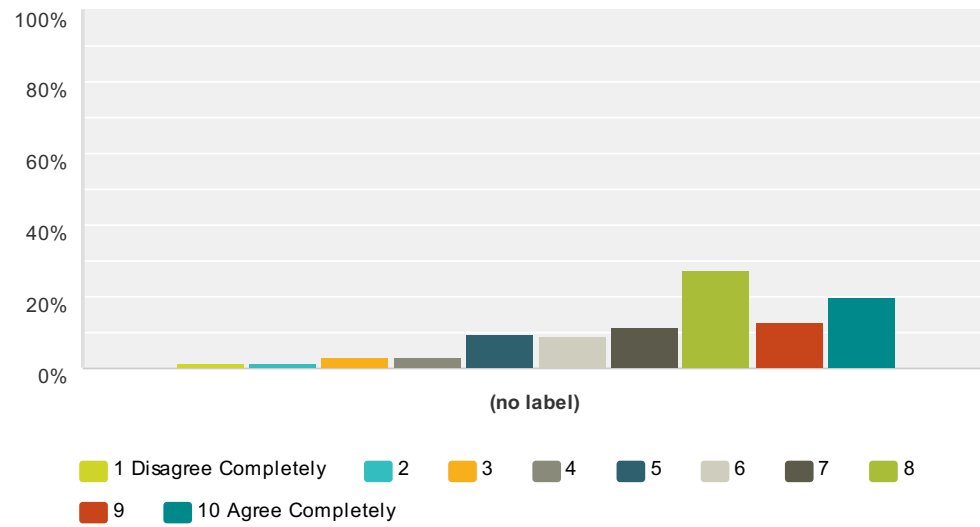
Answered: 187 Skipped: 13



	1 Disagree Completely	2	3	4	5	6	7	8	9	10 Agree Completely	Total	Average Rating
(no label)	6.95% 13	1.60% 3	5.35% 10	4.81% 9	16.04% 30	6.95% 13	13.90% 26	14.97% 28	4.81% 9	24.60% 46	187	6.74

Q61 I am satisfied with garbage collection in Cabbagetown.

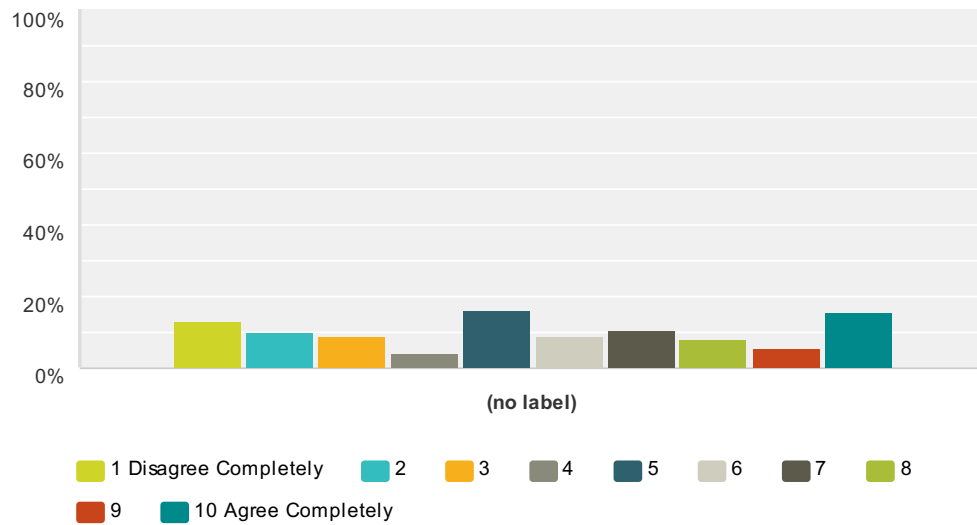
Answered: 190 Skipped: 10



	1 Disagree Completely	2	3	4	5	6	7	8	9	10 Agree Completely	Total	Average Rating
(no label)	1.58% 3	1.58% 3	3.16% 6	3.16% 6	9.47% 18	8.95% 17	11.58% 22	27.37% 52	13.16% 25	20.00% 38	190	7.46

Q62 I believe garbage/recycling/compost containers supplied by the City contribute to wildlife problems in Cabbagetown.

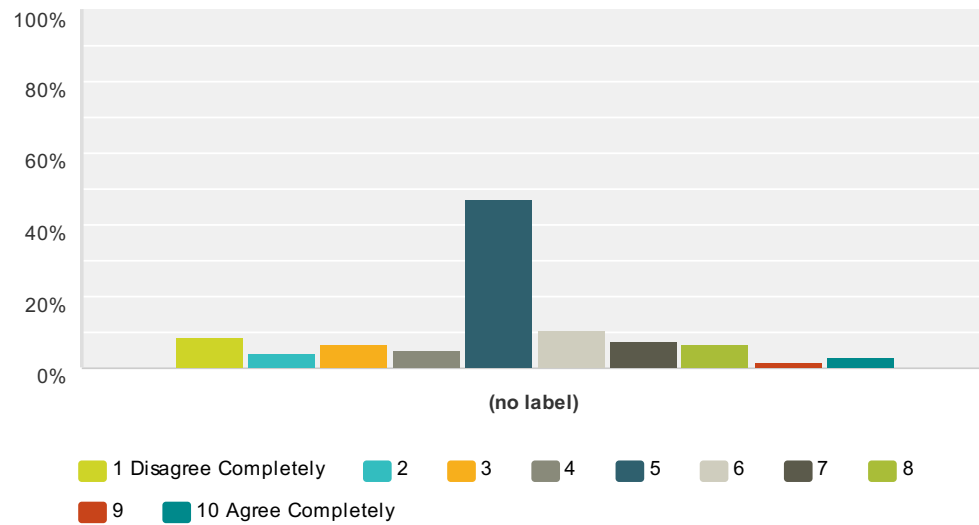
Answered: 190 Skipped: 10



	1 Disagree Completely	2	3	4	5	6	7	8	9	10 Agree Completely	Total	Average Rating
(no label)	13.16% 25	10.00% 19	8.95% 17	4.21% 8	15.79% 30	8.95% 17	10.53% 20	7.89% 15	5.26% 10	15.26% 29	190	5.46

Q63 I believe the City is very responsive to calls regarding wildlife problems in Cabbagetown.

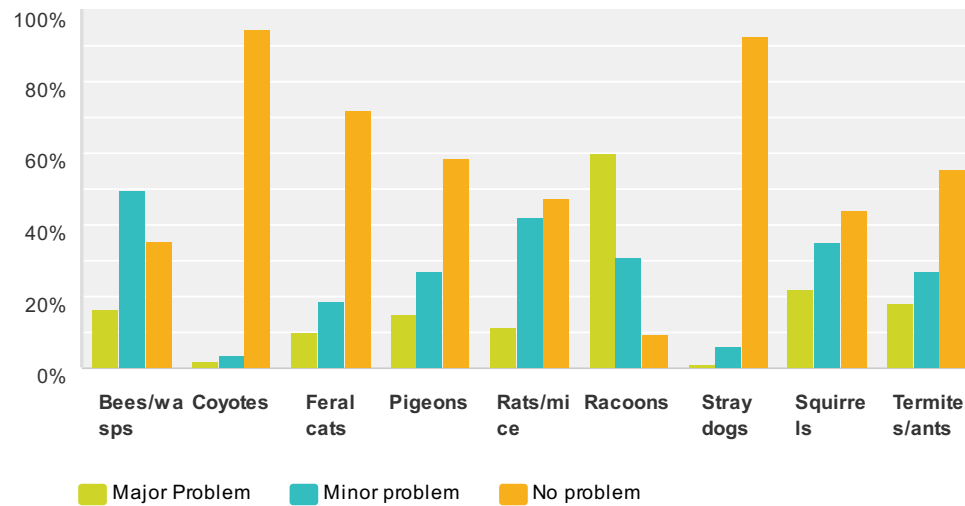
Answered: 174 Skipped: 26



	1 Disagree Completely	2	3	4	5	6	7	8	9	10 Agree Completely	Total	Average Rating
(no label)	8.62% 15	4.02% 7	6.32% 11	5.17% 9	47.13% 82	10.34% 18	7.47% 13	6.32% 11	1.72% 3	2.87% 5	174	5.01

Q64 I have had the following experiences with wildlife in Cabbagetown: Please select all that apply

Answered: 192 Skipped: 8



	Major Problem	Minor problem	No problem	Total Respondents
Bees/wasps	16.38% 29	49.72% 88	35.59% 63	177
Coyotes	1.84% 3	3.68% 6	94.48% 154	163
Feral cats	9.76% 16	18.29% 30	71.95% 118	164
Pigeons	14.97% 25	26.95% 45	58.68% 98	167
Rats/mice	11.56% 20	42.20% 73	47.40% 82	173
Racoons	60.00% 114	31.05% 59	9.47% 18	190
Stray dogs	1.23% 2	6.17% 10	92.59% 150	162
Squirrels	22.22% 40	35.00% 63	43.89% 79	180
Termites/ants	17.75% 30	27.22% 46	55.62% 94	169